

Overview of Personal Storage and Pedestals

LATERAL FILES

Advantages:

a) The most efficient means of conventional filing; b) Ideal for active filing in workstations, where higher volume capacity is necessary and retrieval is frequent

Considerations:

2-drawer steel lateral files fit under standard-height worksurfaces when using panel systems.

VERTICAL FILES

Advantages:

a) Economical; b) The most widely used filing method; c) requires minimal floor space

Considerations:

Vertical files are best suited for long-term storage, where retrieval is less frequent. For larger banks of files, lateral files are more space-efficient than vertical files.

SHELF FILES

Advantages:

a) The highest density method of filing; b) Specially designed for end-tab long-term filing

Considerations:

Ideal for medical or dental offices, available as open shelves or with flipper doors.

BOOKCASES

Advantages:

a) These units are ideal for binders, reference books or other items; b) Available with your choice of fixed or movable shelves


Considerations:

If working with panel systems, it is more attractive to specify units that are lower than the panel height.

FILING TECHNIQUES

Type	Standing Files	Hanging Files	End-tab Files
Advantages	Inexpensive. Uses existing file folders.	Easier organization and identification of the file folders. Files viewed from top. Remaining files hold their place when folders are removed. Easier to re-stock.	Easiest and fastest file identification. Files viewed from side. Preferred solution for health care, insurance and other critical files with frequent retrieval. Easiest to re-stock.
Requirements	Follower block or Dividers	Hangrails or high-drawer sides	Front-access shelves
Can be used in	<ul style="list-style-type: none"> Vertical files (front-to-back only) Lateral files (side-to-side only in drawers or roll-out shelves) Shelf files (side-to-side only) 	<ul style="list-style-type: none"> Vertical files (front-to-back only) Lateral files (front-to-back or side-to-side in drawers or roll-out shelves) 	<ul style="list-style-type: none"> Lateral files (side-to-side only in roll-out shelves or fixed shelves) Shelf files (side-to-side only — ideal for high-density)


LATERAL FILING OPTIONS




Front-to-back filing:

30" wide files*: 30 1/2" of filing with letter/letter rows.

36" wide files*: 30 1/2" of filing with letter/letter, legal/legal, or letter/legal rows.



42" wide files:** 45 1/4" of filing with 3 rows letter or 30 1/2" of 2 rows legal, or 2 standard printout rows.




Side-to-side filing:

30" wide files: 27" of filing with letter or legal.

36" wide files: 33" of filing with letter or legal.

42" wide files: 39" of filing with letter or legal.



Combination filing:

(front-to-back with side-to-side in one drawer)

30" wide files: not recommended.

36" wide files: 15 1/4" of front-to-back filing and 20 1/4" of side-to-side legal filing.

42" wide files: 15 1/4" of front-to-back filing and 26 1/4" of side-to-side legal filing.

* Requires H919491 optional hangrails.

** Requires H919492 optional hangrails.

Flagship®/Brigade® Series Pedestals Utilization with 38000 Series, Initiate®, 66000 Series and Simplicity® II.

Pedestal Depths	Initiate® and Simplicity II Panel-Hung Worksurfaces			66000 StationMaster		38000 Series Modular Deskling		
	20" Deep	24" Deep	29 1/2" Deep	24" Deep	29 1/2" Deep	24" Deep	30" Deep	36" Deep
19 1/4" Deep	•	•	•	•	•	•	•	•
22 1/4" Deep		•	•		•	•*	•	•
28 1/4" Deep			•				•	•

* Cannot attach 22 1/4" D Hanging Pedestal.

WORKING WITH STORAGE PEDESTALS

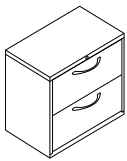
Storage Pedestals are available in 6 styles:

- Box/File Mobile.....(Model Nos. beginning in 15)
- Universal Height.....(Model Nos. beginning in 16 or 17)
- Hanging.....(Model Nos. beginning in 14)
- Worksurface Supporting**.....(Model Nos. beginning in 19 or 36)
- Under Worksurface Mobile.....(Model Nos. beginning in 18 or 33)

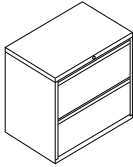
Worksurface height supporting pedestals have a taller base plate, resulting in a taller overall cabinet height. Consideration must be made to ensure that units align visually with each other. The accompanying chart will help you select the correct pedestal for your application.

Pedestal Models (Nos. begin with)	Style	Overall Height	Base Height	Spacer Required Below Worksurface
H15	Box/File mobile	22 1/4"	N/A	N/A
H16 or H17	Universal height	26 1/4"	2"	OPTIONAL
H14	Hanging	19 1/2"	N/A	N/A
H19 or H36	Worksurface supporting**	28"	3 1/4"	NO
H18 or H33	Under Worksurface mobile	28"	3 1/4"	NO

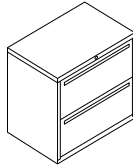
** Units will support conventional 29 1/2" H worksurfaces, WITHOUT SPACERS.



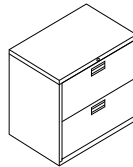
Flagship®



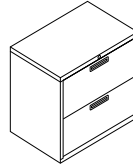
**Brigade®
Model H872L**



**Brigade®
Model H772L**



**Brigade®
Model H672L**



Model H572L

Flagship Series lateral files are 18''D.

Brigade® 800, 700, 600 and 500 Series lateral files are all 19¼''D.

Series	Widths Available	Heights Available	Suspension Style	Usage	Pull	Safety Interlock	Lock	Features
Flagship®, Brigade®, 800, 700, 600 Drawer, Rollout	30'' 36'' 42''	2 dwr 3 dwr 4 dwr 5 dwr	Heavy Duty ball-bearing (telescoping)	Intensive	Flagship Series 3 Pulls available. See page 422. Brigade® 800 Series Full-width radius designer style with magnetic label holders Brigade® 700 Series Full-width designer style with magnetic label holders Brigade® 600 Series Anodized Aluminum w/label holder	Positive Mechanical	Core removable	<ul style="list-style-type: none"> • 4 leveling glides • 2 hangrails per drawer • Rack resistant case reinforcement
500	30'' 36''	2 dwr 4 dwr 5 dwr ^{††}	Ball-bearing	Moderate	Color-matched polymer	Positive Mechanical	Core removable	<ul style="list-style-type: none"> • 4 leveling glides • 2 hangrails per drawer

^{††} 500 Series 5 drawer model available in 36''W only.

All products meet or exceed ANSI/BIFMA and ISTA performance standards.

CONFIGURATION OPTIONS — LATERAL FILES																		
A. Standard drawers	B. Receding door with roll-out shelf	Posting shelf																
Most popular. Holds: <ul style="list-style-type: none"> • Standing files • Hanging files • Letter, legal or A4 • Supplies Side-to-side standard, Front-to-back optional	More flexible. Holds: <ul style="list-style-type: none"> • End-tab files • Standing files • Hanging files • Letter, legal or A4 • Larger/boxed supplies Side-to-side standard, Front-to-back optional	Convenient for access, review and replacement of records; only available on select 5-high models.																
SERIES/SUFFIX: Heights Offered:	500L 2, 4, 5	Brigade 600L, 700L, 800L 2, 3, 4, 5	Flagship 2, 3, 4, 5															
	<table border="1"> <tr><td>B</td></tr> <tr><td>A</td></tr> <tr><td>A</td></tr> <tr><td>A</td></tr> <tr><td>A</td></tr> </table>	B	A	A	A	A	<table border="1"> <tr><td>B</td></tr> <tr><td>AB</td></tr> <tr><td>AB</td></tr> <tr><td>AB</td></tr> <tr><td>A</td></tr> </table>	B	AB	AB	AB	A	<table border="1"> <tr><td>B</td></tr> <tr><td>A</td></tr> <tr><td>A</td></tr> <tr><td>A</td></tr> <tr><td>A</td></tr> </table>	B	A	A	A	A
B																		
A																		
A																		
A																		
A																		
B																		
AB																		
AB																		
AB																		
A																		
B																		
A																		
A																		
A																		
A																		
Widths Offered:	30", 36"	30", 36", 42"	30", 36", 42"															
			NOTE: AB designated drawers are available either as all "A" or all "B" within a cabinet.															

Storage and Files Ordering Information

For all paint options – see page 423.



Pull Options for Flagship Storage

Suffix "A"



Satin Chrome Arch Pull

Suffix "N"



Full Face Integral Drawer Pull

Suffix "R"



Full Radius Drawer Pull

		Flagship® Product ©	Flagship® Side Access Pedestal ©	Flagship® Desk Tower Worksurfaces ©	Brigade Pedestals ©	Optional Laminate Tops for Pedestals ©	Brigade 800, 700, 600 Lateral Files ©	500 Lateral Files ©	Brigade Overfiles ©	Optional Laminate Tops for Lateral Files ©	210/250B Series Vertical Files ©	310/H320 Series Vertical Files ©	510 Series Vertical Files ©	Brigade Storage Cabinets	Brigade 600 Series Shelf Files ©	FlameSafe Files	Brigade Steel Bookcases ©	Optional Laminate Tops for Steel Bookcases ©	1870/1890 Series Bookcases
LAMINATES		CODES																	
Core	Bourbon Cherry	H	•	•	•				•									•	
	Columbian Walnut	Z	•	•	•					•								•	
	Harvest	C	•	•	•					•								•	
	Henna Cherry	J	•	•	•					•								•	•
	Mahogany	N	•	•	•					•								•	•
	Natural Maple	D	•	•	•					•								•	
	Shaker Cherry	F	•	•	•					•								•	
Wood Grain	Harbor Teak	HART	•	•	•				•									•	
Solid	Brilliant White	WHIT	•	•	•				•									•	
	Charcoal	S			•					•								•	
	Light Gray	Q			•					•								•	
	Shadow	SHDW	•	•	•					•								•	
	Whitestone	K4		•	•													•	
Patterned	Carbon Mesh*	A7		•	•				•									•	
	Sheer Mesh*	A5		•	•				•									•	
	Silver Mesh*	B9		•	•				•									•	
	Steel Mesh*	A9		•	•				•									•	
	Taupe Mesh*	A8		•	•				•									•	
	Canyon Zephyr	K9		•	•				•									•	
	Cloud Zephyr	K7		•	•				•									•	
	Desert Zephyr	K8		•	•				•									•	
	Morro Zephyr	L9		•	•				•									•	
	Shadow Zephyr	K1		•	•				•									•	
	Gray	G2		•	•				•									•	
	Grey Tigris	L6		•	•				•									•	
	White	G1		•	•				•									•	
EDGE BAND		CODES																	
	Black	P		•															
	Brilliant White	WHIT		•															
	Carob	G		•															
	Champagne <i>NEW! 9/2011</i>	T4		•															
	Charcoal	S		•															
	Greige	R		•															
	Harbor Teak	HART		•															
	Light Gray	Q		•															
	Loft	LOFT		•															
	Muslin	T		•															
	Platinum	K		•															
	Putty	L		•															
	Shadow	SHDW		•															
	Taupe	E		•															

* Mesh laminate colors will have the following pre-set edgeband colors:

Laminate	Edge
Carbon Mesh	Charcoal
Sheer Mesh	Muslin
Silver Mesh	Loft
Steel Mesh	Charcoal
Taupe Mesh	Greige

NOTES: Arch pulls available in Satin Chrome only.

For all paint options — see page 423.

Icon Legend on page 11 © De-emphasized 12/31/2011.

		Flagship® Product ©	Flagship® Side Access Pedestal ©	Flagship® Desk Tower Worksurfaces ©	Brigade Pedestals ©	Embank® Pedestals	400 Series Lateral Files ©	Optional Laminate Tops for Pedestals ©	Brigade 800, 700, 600 Lateral Files ©	500 Lateral Files ©	Brigade Overfiles ©	Optional Laminate Tops for Lateral Files ©	210/250B Series Vertical Files ©	310/H320 Series Vertical Files ©	Jasysx 410 Series Vertical Files	510 Series Vertical Files ©	Brigade Storage Cabinets	Brigade 600 Series Shelf Files ©	FlameSafe Files	Brigade Steel Bookcases ©	Optional Laminate Tops for Steel Bookcases ©	1870/1890 Series Bookcases
PAINTS		CODES																				
Core	Black	P	•	•	•	•	•	•	•	•	•	•	•	•	•	•	•	•	•	•	•	•
	Carob	T8	•	•	•				•	•	•	•	•	•	•	•	•	•	•	•	•	•
	Charcoal	S	•	•	•				•	•	•	•	•	•	•	•	•	•	•	•	•	•
	Greige	T5	•	•	•				•	•	•	•	•	•	•	•	•	•	•	•	•	•
	Light Gray	Q	•	•	•	•	•		•	•	•	•	•	•	•	•	•	•	•	•	•	•
	Loft	LOFT	•			•			•	•	•	•	•	•	•	•	•	•	•	•	•	•
	Muslin	T3	•	•	•	•			•	•	•	•	•	•	•	•	•	•	•	•	•	•
	Putty	L	•	•	•	•	•		•	•	•	•	•	•	•	•	•	•	•	•	•	•
	Shadow	SHDW	•			•			•	•	•	•	•	•	•	•	•	•	•	•	•	•
	Taupe <input type="checkbox"/>	E	•	•	•	•			•	•	•	•	•	•	•	•	•	•	•	•	•	•
CHOICE COLORS (GRADE 2)																						
Choice Metallics	Brilliant White	WHIT	•		•				•		•		•	•		•	•	•		•		
	Champagne Metallic	T4	•	•	•				•		•		•	•		•	•	•		•		
	Platinum Metallic	T1	•	•	•				•		•		•	•		•	•	•		•		
Haworth®	Beige	D1	•	•	•				•		•		•	•		•	•	•		•		
	Chalk ¹	T3	•	•	•				•		•		•	•		•	•	•		•		
	Charcoal	D2	•	•	•				•		•		•	•		•	•	•		•		
	Graphite	D5	•	•	•				•		•		•	•		•	•	•		•		
	Putty	D6	•	•	•				•		•		•	•		•	•	•		•		
	Sand	D3	•	•	•				•		•		•	•		•	•	•		•		
	Smoke	D7	•	•	•				•		•		•	•		•	•	•		•		
	Stone	D4	•	•	•				•		•		•	•		•	•	•		•		
Herman Miller®	Black Umber	J4	•	•	•				•		•		•	•		•	•	•		•		
	Dark Tone	J1	•	•	•				•		•		•	•		•	•	•		•		
	Inner Tone	J2	•	•	•				•		•		•	•		•	•	•		•		
	Inner Tone Light	J5	•	•	•				•		•		•	•		•	•	•		•		
	Just Tan	J7	•	•	•				•		•		•	•		•	•	•		•		
	Light Gray	J3	•	•	•				•		•		•	•		•	•	•		•		
	Light Tone	J6	•	•	•				•		•		•	•		•	•	•		•		
	Medium Tone	H8	•	•	•				•		•		•	•		•	•	•		•		
	Slate Gray	H7	•	•	•				•		•		•	•		•	•	•		•		
Knoll®	Dark Gray	J8	•	•	•				•		•		•	•		•	•	•		•		
	Jet Black ²	P	•	•	•				•		•		•	•		•	•	•		•		
	Light Gray	J9	•	•	•				•		•		•	•		•	•	•		•		
	Medium Gray	K1	•	•	•				•		•		•	•		•	•	•		•		
	Pewter	K2	•	•	•				•		•		•	•		•	•	•		•		
	Pumice	K4	•	•	•				•		•		•	•		•	•	•		•		
	Soft Gray	K3	•	•	•				•		•		•	•		•	•	•		•		
	Taupe	K5	•	•	•				•		•		•	•		•	•	•		•		
Steelcase®	Black ³	P	•	•	•				•		•		•	•		•	•	•		•		
	Cream	K6	•	•	•				•		•		•	•		•	•	•		•		
	Grey Value 1	K9	•	•	•				•		•		•	•		•	•	•		•		
	Midnight	K7	•	•	•				•		•		•	•		•	•	•		•		
	Smoke	H5	•	•	•				•		•		•	•		•	•	•		•		
	Tan Value 1	K8	•	•	•				•		•		•	•		•	•	•		•		
	Warm Brown Value 2	H6	•	•	•				•		•		•	•		•	•	•		•		

Choice/Metallics are paint grade 2, and do not require a customer approval.

For Champagne Metallic Paint, Greige is the suggested edgeband color. When Champagne Metallic Paint is selected, pulls are standard in Greige.

¹Haworth Chalk is the same as HON Muslin. When ordering this color use the HON Muslin paint code T3.

²Knoll Jet Black is the same as HON Black. When ordering this color use the HON Black paint code P.

³Steelcase Black is the same as HON Black. When ordering this color use the HON Black paint code P.

NOTES: Choice color selections do not require a customer approval. The colors can be ordered with the HON paint code noted above. If unsure of the color, please request a metal sample from HON Literature Fulfillment.

For HON's ColorCorrect® program, any textured paint will be matched as smooth paint.

Pricing for eligible product is listed on the individual list pricer pages under the column Choice/Metallic column.

No minimum order is required.

Refer to page 10 for detailed information on the ColorCorrect® program.

Custom Paint Colors

Custom Paint Colors require a specials number which can be obtained by calling HON Customer Service at 1-800-833-3964 option 2.

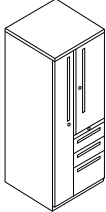
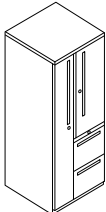


Flagship® Personal Storage Tower

GSA SIN 711-3



- ▶ Available in two heights.
- ▶ 24" W x 24" D footprint allows use within Systems applications by matching 24" D workspaces.
- ▶ Four adjustable leveling glides.
- ▶ Each box drawer contains one divider, file drawers contain one follower block and one crossrail.
- ▶ Steel ball-bearing suspension on box and file drawers.
- ▶ Equipped with HON "One Key" interchangeable core removable locks.
- ▶ Available in Arch (A), Full Face Integral (N) and Full Radius (R) Drawer Pulls. See below and page 422 for pull options.
- ▶ Choose from any of three pull options with no upcharge.
- ▶ Arch pull available in Satin Chrome only.
- ▶ Omit lock-option available. See page 718 for ordering instructions.
- ▶ To provide a flush appearance to coordinate with laterals and file centers, order Flush Front Kick Plates. See page 428.
- ▶ See page 458 for pedestal accessories.



Description	Model	Ship Weight	Cube	List by Paint Grade		
				Core	Choice/Metallics	Custom
 <p>Wardrobe and Storage with 2 adjustable shelves, Box/Box/File 24" W x 24" D x 64 1/4" H, Personal Storage Cabinet on Right 24" W x 24" D x 64 1/4" H, Personal Storage Cabinet on Left</p>	HST24723R(?)	233	26.6	\$1985	\$2048	\$2110
	HST24723L(?)	233	26.6	\$1985	\$2048	\$2110
NOTES: Wardrobe side measures 9" W x 24" D and includes a coat rod. Personal storage cabinet includes two adjustable shelves which adjust in 2" increments and B/B/F drawers. Wire management grommet in personal storage cabinet. Wardrobe, storage cabinet and pedestal all lock independently.						
 <p>Wardrobe and Storage with 2 adjustable shelves, File/File 24" W x 24" D x 64 1/4" H, Personal Storage Cabinet on Right 24" W x 24" D x 64 1/4" H, Personal Storage Cabinet on Left</p>	HST24823R(?)	229	26.6	\$1985	\$2048	\$2110
	HST24823L(?)	229	26.6	\$1985	\$2048	\$2110
NOTES: Wardrobe side measures 9" W x 24" D and includes a coat rod. Personal storage cabinet includes two adjustable shelves which adjust in 2" increments and F/F drawers. Wire management grommet in personal storage cabinet. Wardrobe, storage cabinet and pedestal all lock independently.						
 <p>Wardrobe with 1 adjustable shelf, Box/Box File 24" W x 24" D x 48 1/2" H, Personal Storage Cabinet on Right 24" W x 24" D x 48 1/2" H, Personal Storage Cabinet on Left</p>	HST24523R(?)	186	20.6	\$1628	\$1691	\$1753
	HST24523L(?)	186	20.6	\$1628	\$1691	\$1753
 <p>Wardrobe with 1 adjustable shelf, File/File 24" W x 24" D x 48 1/2" H, Personal Storage Cabinet on Right</p> <p>Wardrobe with 1 adjustable shelf, File/File 24" W x 24" D x 48 1/2" H, Personal Storage Cabinet on Left</p>	HST24623R(?)	180	20.6	\$1628	\$1691	\$1753
	HST24623L(?)	180	20.6	\$1628	\$1691	\$1753

NOTES: See page 428 for Flush Front Kick Plates and Tower to Worksurface Bracket. See page 458 for Pedestal Accessories.

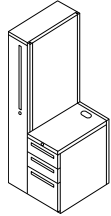
How to specify	1st Option	2nd Option
Select Model Number from above Select the Pull A Satin Arch N Full Face Integral R Full Radius H S T 2 4 5 2 3 R A .	Select Lock Option L Lock (no upcharge) X Omit Lock (deduct \$42) L .	Select Paint Color See page 423 T 1

Icon Legend on page 11

- ▶ Available in two heights.
- ▶ 24''W x 24''D footprint allows use within systems applications by matching 24''D worksurfaces.
- ▶ Works with all 24''W Initiate Hang-on Accessories.
- ▶ Four adjustable leveling glides.
- ▶ Each box drawer contains one divider, file drawers contain one follower block and one crossrail.
- ▶ Steel ball-bearing suspension on box and file drawers.
- ▶ Equipped with HON "One Key" interchangeable core removable locks.
- ▶ Available in Arch (A), Full Face Integral (N) and Full Radius (R) Drawer Pulls. See below and page 422 for pull options.
- ▶ Choose from any of three pull options with no upcharge.
- ▶ Arch pull available in Satin Chrome only.
- ▶ Omit lock-option available. See page 718 for ordering instructions.
- ▶ To provide a flush appearance to coordinate with laterals and file centers, order Flush Front Kick Plates. See page 428.
- ▶ See page 458 for pedestal accessories.

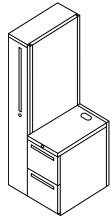


Description	Model	Ship Weight	Cube	List by Paint Grade		
				Core	Choice/Metallics	Custom
Desk Tower, Box/Box/File 24''W x 24''D x 64¼''H, Pedestal on Right 24''W x 24''D x 64¼''H, Pedestal on Left NOTES: Wardrobe side measures 10''W x 24''D and includes a coat rod. Wardrobe and pedestal lock independently.	HST26723R(?)	170	26.6	\$1684	\$1747	\$1809
	HST26723L(?)	170	26.6	\$1684	\$1747	\$1809



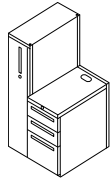
Model HST26723RN shown

Desk Tower, File/File 24''W x 24''D x 64¼''H, Pedestal on Right 24''W x 24''D x 64¼''H, Pedestal on Left NOTES: Wardrobe side measures 10''W x 24''D and includes a coat rod. Wardrobe and pedestal lock independently.	HST26823R(?)	167	26.6	\$1684	\$1747	\$1809
	HST26823L(?)	167	26.6	\$1684	\$1747	\$1809

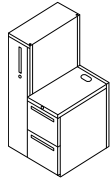


Model HST26823RN shown

Desk Tower, Left Box/Box/File Pedestal, Right 24''W x 24''D x 48½''H Desk Tower, Right Box/Box/File Pedestal, Left 24''W x 24''D x 48½''H	HST26523R(?)	153	20.6	\$1503	\$1566	\$1628
	HST26523L(?)	153	20.6	\$1503	\$1566	\$1628



Desk Tower, Left File/File Pedestal, Right 24''W x 24''D x 48½''H Desk Tower, Right File/File Pedestal, Left 24''W x 24''D x 48½''H	HST26623R(?)	147	20.6	\$1503	\$1566	\$1628
	HST26623L(?)	147	20.6	\$1503	\$1566	\$1628



GSA — Entire page receives Other Filing & Storage discounting.

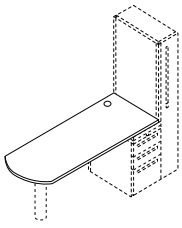
NOTES: See page 428 for Flush Front Kick Plates.
See page 458 for Pedestal Accessories.
See pages 394-398 for 24''W Initiate Hang-on Accessories.

How to specify	1st Option	2nd Option
Select Model Number from above Select the Pull A Satin Arch N Full Face Integral R Full Radius H S T 2 6 5 2 3 R A .	Select Lock Option L Lock (no upcharge) X Omit Lock (deduct \$28) L .	Select Paint Color See page 423 T 1

Flagship® Desk Tower Worksurfaces

GSA SIN 711-3 Except as Noted

HON



- ▶ Worksurfaces are high pressure laminate.
- ▶ Worksurfaces are 10" shorter than desired footprint to keep total dimension on panel.
- ▶ Worksurfaces available in flat, PVC edge.
- ▶ Grommet color and edge color match.

- ▶ Grommets standard on worksurfaces.
 - 2 grommets per rectangle
 - 1 grommet per peninsula and P-shaped
- ▶ P-shaped towards seated side of surface.
- ▶ Choose paint/color grades. See page 423 for paint options.

△ **Peninsula and P-shaped worksurfaces are intended for freestanding applications and require support column HNCNLEG29. See below.**

△ **Rectangle worksurfaces are to be used in panel hung applications only, using provided cantilever brackets.**

Description	Model	Ship Weight	Cube	List
<p>Rectangle Worksurfaces 38" W x 24" D 44" W x 24" D 50" W x 24" D 56" W x 24" D 62" W x 24" D</p>	HSWR2438P	48	2.9	\$ 375
	HSWR2444P	56	3.2	\$ 396
	HSWR2450P	63	3.4	\$ 417
	HSWR2456P	71	4.1	\$ 463
	HSWR2462P	77	4.8	\$ 495
<p>Peninsula Worksurfaces 62" W x 24" D, Right 62" W x 24" D, Left (shown)</p> <p>Requires Support Column HNCNLEG29</p> <p>NOTES: Order support column model, HNCNLEG29, separately.</p>	HSWP2462RP	77	4.8	\$ 596
	HSWP2462LP	77	4.8	\$ 596
<p>P-shaped Worksurfaces, P-shaped Peninsula 62" W x 24" / 30" D, Right 62" W x 30" / 24" D, Left (shown)</p> <p>Requires Support Column HNCNLEG29</p> <p>NOTES: Order support column model, HNCNLEG29, separately.</p>	HSWBAB62RP	82	6.2	\$ 636
	HSWBAB62LP	82	6.2	\$ 636

GSA — Above models receive Other Filing & Storage discounting.

How to specify	1st Option	2nd Option
Select Model Number from above H S W R 2 4 3 8 P .	Select Laminate See page 422 J .	Select Edgeband Color See page 422 S

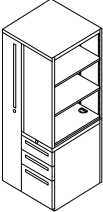
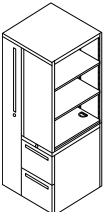


Description	Model	Ship Weight	Cube	List by Paint Grade	
				Core	Choice/Metallics
<p>Support Column* Required for Peninsula Worksurfaces for 29½" Height</p> <p>Specify: Core: Black (P), Carob (V), Charcoal (S), Greige (T5), Light Gray (Q), Muslin (T3), Putty (L), Taupe (E) </p> <p>Choice/Metallics: Champagne Metallic (T4), Platinum Metallic (T1)</p> <p>△ Brackets must be connected into panel slots.</p> <p>Non-handed unit Specify paint SIN 711-1</p>	HNCNLEG29	13	1.1	\$ 161	\$ 187

How to specify	1st Option
Select Model Number from above H N C N L E G 2 9 2 .	Select Paint Color See page 423 T 1

Icon Legend on page 11 De-emphasized 12/31/2011.

- ▶ Available in two heights.
- ▶ 24''W x 24''D footprint allows use within systems applications by matching 24''D worksurfaces.
- ▶ Four adjustable leveling glides.
- ▶ Each box drawer contains one divider, file drawers contain one follower block and one crossrail.
- ▶ Steel ball-bearing suspension on box and file drawers.
- ▶ Equipped with HON "One Key" interchangeable core removable locks.
- ▶ Available in Arch (A), Full Face Integral (N) and Full Radius (R) Drawer Pulls. See below and page 422 for pull options.
- ▶ Choose from any of three pull options with no upcharge.
- ▶ Arch pull available in Satin Chrome only.
- ▶ Omit lock-option available. See page 718 for ordering instructions.
- ▶ To provide a flush appearance to coordinate with laterals and file centers, order Flush Front Kick Plates. See page 428.
- ▶ See page 458 for pedestal accessories.



Description	Model	Ship Weight	Cube	List by Paint Grade		
				Core	Choice/Metallics	Custom
 <p>End Tower with Bookcase, Box/Box/File 24''W x 24''D x 64¼''H, Bookcase on Right 24''W x 24''D x 64¼''H, Bookcase on Left</p> <p>NOTES: Wardrobe side measures 9''W x 24''D and includes a coat rod. Bookcase includes three adjustable shelves which adjust in ½'' increments with wire management grommet in bottom shelf. Wardrobe and pedestal lock independently.</p>	HST25723R(?)	203	26.6	\$1861	\$1924	\$1986
	HST25723L(?)	203	26.6	\$1861	\$1924	\$1986
 <p>End Tower with Bookcase, File/File 24''W x 24''D x 64¼''H, Bookcase on Right 24''W x 24''D x 64¼''H, Bookcase on Left</p> <p>NOTES: Wardrobe side measures 9''W x 24''D and includes a coat rod. Bookcase includes three adjustable shelves which adjust in ½'' increments with wire management grommet in bottom shelf. Wardrobe and pedestal lock independently.</p>	HST25823R(?)	200	26.6	\$1861	\$1924	\$1986
	HST25823L(?)	200	26.6	\$1861	\$1924	\$1986
 <p>End Tower Bookcase and Box/Box/File, Right Wardrobe, Left 24''W x 24''D x 48½''H</p> <p>End Tower Bookcase and Box/Box/File, Left Wardrobe, Right 24''W x 24''D x 48½''H</p>	HST25523R(?)	180	20.6	\$1578	\$1641	\$1703
	HST25523L(?)	180	20.6	\$1578	\$1641	\$1703
 <p>End Tower Bookcase and File/File, Right Wardrobe, Left 24''W x 24''D x 48½''H</p> <p>End Tower Bookcase and File/File, Left Wardrobe, Right 24''W x 24''D x 48½''H</p>	HST25623R(?)	174	20.6	\$1578	\$1641	\$1703
	HST25623L(?)	174	20.6	\$1578	\$1641	\$1703

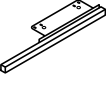


NOTES: See page 428 for Flush Front Kick Plates and Tower to Worksurface Bracket. See page 458 for Pedestal Accessories.



How to specify	1st Option	2nd Option
<p>Select Model Number from above</p> <p>Select the Pull</p> <p>A Satin Arch N Full Face Integral R Full Radius</p> <p>H S T 2 5 5 2 3 R A .</p>	<p>Select Lock Option</p> <p>L Lock (no upcharge) X Omit Lock (deduct \$28)</p> <p>L .</p>	<p>Select Paint Color</p> <p>See page 423</p> <p>T 1 </p>



- ▶ Flush Front Kick Plates provide a flush appearance to coordinate with lateral files and file centers.
- ▶ Kick Plate is field installable.
- ▶ Tower to Worksurface Bracket eliminates the need for a panel attached end panel, by attaching to panel and worksurface.



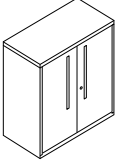

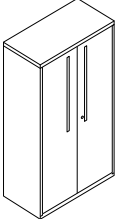

Description	Model	Ship Weight	Cube	List by Paint Grade		
				Core	Choice/Metallics	Custom
 HKP2424R Flush Front Kick Plate for 24''W Towers	HKP2424R	2 	0.1	\$ 115	\$ 121	\$ 126
	HKP2424L	2 	0.1	\$ 115	\$ 121	\$ 126
NOTES: Mounts to base of tower to provide a flush appearance to coordinate with laterals and file centers. Kick plate is field-installable. Model HKP2424R to be used on Personal Storage Tower with pedestal on right. Model HKP2424L to be used on Personal Storage Tower with pedestal on left.						
<i>GSA — Entire page receives Other Filing & Storage discounting.</i>						

 HSTB2W1 Tower to Worksurface Bracket Ships complete with hardware to attach bracket to panel and worksurface.	HSTB2W1	1 	0.6	\$ 52	\$ 58	\$ 63
NOTES: Bracket allows Personal Storage Towers and Bookcase Towers to attach to panel hung worksurfaces. Replaces the need for a panel attached end panel. ⚠ Not designed to be used with desk towers.						

How to specify	Select Model Number from above H K P 2 4 2 4 R .	1st Option Select Paint Color See page 423 T 1
----------------	----------------------------------------------------------------------------	--------------------------------------------------------------------

- ▶ 64 1/4" H models complement Initiate panel and Flagship lateral file heights.
- ▶ Flush top and sides.
- ▶ Reinforced case construction.
- ▶ Includes adjustable shelves, adjustable in 2" increments.
- ▶ Arch pull available in Satin Chrome only.
- ▶ Choose from any of three pull options with no upcharge.
- ▶ Available in Arch (A), Full Face Integral (N) and Full Radius (R) Drawer Pulls. See below and page 422 for pull options.
- ▶ Adjustable leveling glide is standard.
- ▶ Equipped with HON "One Key" interchangeable core removable locks.
- ▶ Wire management grommet in back of unit.
- ▶ Omit lock-option available. See page 718 for ordering instructions.



Description	Model	Ship Weight	Cube	List by Paint Grade		
				Core	Choice/Metallics	Custom
 <p>Storage Cabinets 36"W x 18"D x 39 1/8"H (with lock) 2 adjustable shelves</p>	HFSC183640(?) 	119	20.0	\$ 797	\$ 860	\$ 922
 <p>36"W x 18"D x 64 1/4"H (with lock) 4 adjustable shelves</p>	HFSC183664(?) 	184	31.8	\$1164	\$1227	\$1289

GSA — Above models receive Other Filing & Storage discounting.

Model HFSC183640N shown

Model HFSC183664N shown

How to specify	<p>Select Model Number from above</p> <p>Select the Pull</p> <p>A Satin Chrome Arch N Full Face Integral R Full Radius</p> <p>H F S C 1 8 3 6 4 0 A .</p>	<p>1st Option</p> <p>Select Lock Option</p> <p>L Lock (no upcharge) X Omit Lock (deduct \$14)</p> <p>L .</p>	<p>2nd Option</p> <p>Select Paint Color</p> <p>See page 423</p> <p>P </p>
----------------	-----------------------------------------------------------------------------------------------------------------------------------------------------------------------------------------------------------------------------------	------------------------------------------------------------------------------------------------------------------------------------------------	------------------------------------------------------------------------------------------

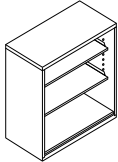
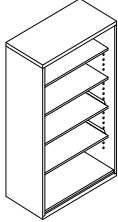
Flagship® Bookcases

GSA SIN 711-3



- ▶ 64 1/4" H models complement Initiate panel and Flagship lateral file heights.
- ▶ Flush top and sides.
- ▶ Reinforced case construction.
- ▶ Shelves adjust in 2" increments.
- ▶ Wire management grommet in back of unit.



Description	Model	Ship Weight	Cube	List by Paint Grade		
				Core	Choice/Metallics	Custom
 <p>3 Shelf 36"W x 18"D x 39 1/8"H</p>	HFSC183640W	100	20.0	\$ 644	\$ 675	\$ 707
 <p>5 Shelf 36"W x 18"D x 64 1/4"H</p>	HFSC183664W	148	31.8	\$ 953	\$1016	\$1078



GSA — Above models receive Other Filing & Storage discounting.

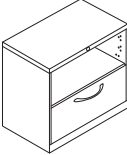

How to specify	<p>Select Model Number from above</p> <p>H F S C 1 8 3 6 4 0 W . P</p>	<p>1st Option</p> <p>Select Paint Color</p> <p>See page 423</p>
----------------	-------------------------------------------------------------------------------------------------------	-----------------------------------------------------------------

Icon Legend on page 11

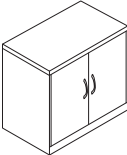
- ▶ File Center tops are 1 1/8" thick.
- ▶ Flush top and sides.
- ▶ 28" H File Center fits under all HON worksurfaces and desk shells.
- ▶ See page 457 for Lateral File Accessories.
- ▶ Heavy duty steel ball-bearing suspension on all drawers.
- ▶ Box drawers contain one divider.
- ▶ File drawers include one follower block.
- ▶ Each lateral drawer contains one set of hangrails for side-to-side filing.
- ▶ One lock located in top; secures all drawers.
- ▶ 4 leveling glides standard.
- ▶ Equipped with HON "One Key" interchangeable core removable locks, where applicable.
- ▶ Drawers on all units are locking, doors are non-locking.
- ▶ Standard with counterweight.
- ▶ Reinforced case construction.
- ▶ Available in Arch (A), Full Face Integral (N) and Full Radius (R) Drawer Pulls. See below and page 422 for pull options.
- ▶ Choose from any of three pull options with no upcharge.
- ▶ Arch pull available in Satin Chrome only.

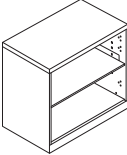


Description	Model	Ship Weight	Cube	List by Paint Grade		
				Core	Choice/Metallics	Custom
 <p>Lateral File, bottom, locking Shelf with Doors, non-locking 30"W x 18"D x 28"H, Standard Height</p> <p>NOTES: Total filing space in top opening is 11 5/8". Accommodates one row of standard height binders.</p>	HFC1830DLF(?) 	105	12.3	\$ 938	\$ 969	\$1001

 <p>Lateral File, bottom, locking Shelf without Door 30"W x 18"D x 28"H, Standard Height</p> <p>NOTES: Total filing space in top opening is 11 5/8". Accommodates one row of standard height binders.</p>	HFC1830NLF(?) 	99	12.3	\$ 883	\$ 914	\$ 946
------------------------------------------------------------------------------------------------------------------------------------------------------------------------------------------------------------------------------------------------------------------------------------------------	---------------------------------------------------------------------------------------------------	----	------	--------	--------	--------

How to specify	1st Option	2nd Option
<p>Select Model Number from above</p> <p>Select the Pull</p> <p>A Satin Arch N Full Face Integral R Full Radius</p> <p>H F C 1 8 3 0 D L F A .</p>	<p>Select Lock Option</p> <p>L Lock (no upcharge) X Omit Lock (deduct \$14)</p> <p>L .</p>	<p>Select Paint Color</p> <p>See page 423</p> <p>T 1 </p>

Description	Model	Ship Weight	Cube	List by Paint Grade		
				Core	Choice/Metallics	Custom
 <p>File Center with Doors and Shelf, non-locking 30"W x 18"D x 28"H, Standard Height</p> <p>NOTES: Total opening is 23 3/4". Will accommodate one row of binders either above or below the shelf. Shelf adjustable in 2" increments.</p>	HFC1830DD(?)	84	12.3	\$ 725	\$ 756	\$ 788

 <p>File Center without Doors, includes one Shelf 30"W x 18"D x 28"H, Standard Height</p> <p>NOTES: Total opening is 23 3/4". Will accommodate one row of binders either above or below the shelf. Shelf adjustable in 2" increments.</p>	HFC1830NN	74	12.3	\$ 617	\$ 648	\$ 680
----------------------------------------------------------------------------------------------------------------------------------------------------------------------------------------------------------------------------------------------------------------------------------------------------------------------------------	-----------	----	------	--------	--------	--------

How to specify	1st Option
<p>Select Model Number from above</p> <p>Select the Pull</p> <p>A Satin Arch N Full Face Integral R Full Radius</p> <p>H F C 1 8 3 0 D D A .</p>	<p>Select Paint Color</p> <p>See page 423</p> <p>T 1 </p>

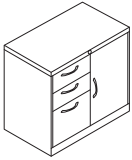

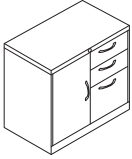

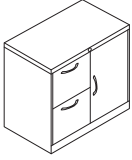



Flagship® Standard Height File Center with Bookcase

GSA SIN 711-3

HON

- ▶ File Center tops are 1½" thick.
- ▶ Flush top and sides.
- ▶ 28"H File Centers fit under all HON worksurfaces and desk shells.
- ▶ Heavy duty steel ball-bearing suspension on all drawers.
- ▶ Box drawers contain one divider.
- ▶ File drawers include one follower block.
- ▶ One lock located in top; secures all drawers.
- ▶ 4 leveling glides standard.
- ▶ Available in Arch (A), Full Face Integral (N) and Full Radius (R) Drawer Pulls. See below and page 422 for pull options.
- ▶ Choose from any of three pull options with no upcharge.
- ▶ Arch pull available in Satin Chrome only.
- ▶ Equipped with HON "One Key" interchangeable core removable locks, where applicable.
- ▶ Drawers on all units are locking, doors are non-locking.
- ▶ Standard with counterweight.
- ▶ See page 457 for Lateral File Accessories.
- ▶ Reinforced case construction.

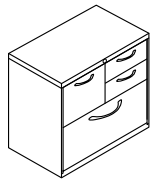


Description	Model	Ship Weight	Cube	List by Paint Grade		
				Core	Choice/ Metallics	Custom
 <p>Box/Box/File Left, Bookcase with Door, Right; non-locking 30"W x 18"D x 28"H, Standard Height NOTES: Total opening is 23¼" on door side. Will accommodate one row of binders either above or below the shelf. Shelf adjustable in 2" increments.</p>	HFC1830BD(?) 	110	12.3	\$1156	\$1187	\$1219
 <p>Box/Box/File Right, Bookcase with Door, Left; non-locking 30"W x 18"D x 28"H, Standard Height NOTES: Total opening is 23¼" on door side. Will accommodate one row of binders either above or below the shelf. Shelf adjustable in 2" increments.</p>	HFC1830DB(?) 	110	12.3	\$1156	\$1187	\$1219
 <p>Box/Box/File Left, Bookcase with Door, Right; non-locking 30"W x 18"D x 28"H, Standard Height NOTES: Total opening is 23¼" on door side. Will accommodate one row of binders either above or below the shelf. Shelf adjustable in 2" increments.</p>	HFC1830FD(?) 	118	12.3	\$1156	\$1187	\$1219
 <p>Box/Box/File Right, Bookcase with Door, Left; non-locking 30"W x 18"D x 28"H, Standard Height NOTES: Total opening is 23¼" on door side. Will accommodate one row of binders either above or below the shelf. Shelf adjustable in 2" increments.</p>	HFC1830DF(?) 	118	12.3	\$1156	\$1187	\$1219

How to specify	1st Option	2nd Option
<p>Select Model Number from above</p> <p>Select the Pull</p> <p>A Satin Arch N Full Face Integral R Full Radius</p> <p>H F C 1 8 3 0 B D A .</p>	<p>Select Lock Option</p> <p>L Lock (no upcharge) X Omit Lock (deduct \$14)</p> <p>L .</p>	<p>Select Paint Color</p> <p>See page 423</p> <p>T 1</p>

    Icon Legend on page 11

- ▶ 28''H File Center fit under standard Initiate, 38000 Series and workspaces.
- ▶ 27 1/4''H File Center fit under minimum worksurface height of 28 1/2''H.
- ▶ Box and file drawer locations can be switched in the field.
- ▶ Steel ball-bearing suspension on all drawers.
- ▶ Includes 2 box drawer dividers, follower block and crossrail in file drawer and 1 set of lateral file hangrails for side-to-side filing.
- ▶ One cam lock located in center of top secures all drawers.
- ▶ Equipped with HON "One Key" interchangeable core removable lock.
- ▶ See page 457 for accessories.
- ▶ Arch pull available in Satin Chrome only.
- ▶ Available in Arch (A), Full Face Integral (N) and Full Radius (R) Drawer Pulls. See below and page 422 for pull options.
- ▶ Choose from any of three pull options with no upcharge.
- ▶ Omit lock-option available. See page 718 for ordering instructions.



Model HFC18730A shown

Description	Model	Ship Weight	Cube	List by Paint Grade		
				Core	Choice/Metallics	Custom
File/Box/Box/Lateral 30''W x 18''D x 28''H (Standard Height)	HFC18730(?)	140	12.5	\$1156	\$1187	\$1219
File/Box/Box/Lateral 30''W x 18''D x 27 1/4''H (Universal Height)	HFC16730(?)	138	12.2	\$1156	\$1187	\$1219

NOTES: 1 file drawer, 2 box drawers and 1 lateral file drawer.

GSA — Above models receive Other Filing & Storage discounting.

NOTE: See page 457 for Lateral File Accessories.

How to specify	1st Option	2nd Option
Select Model Number from above A Satin Chrome Arch N Full Face Integral R Full Radius H F C 1 8 7 3 0 A .	Select Lock Option L Lock (no upcharge) X Omit Lock (deduct \$14) L .	Select Paint Color See page 423 P

Icon Legend on page 11

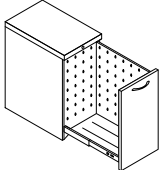




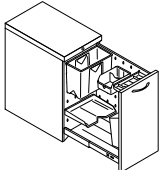




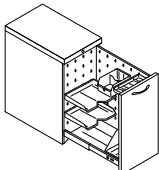




Flagship® Side Access Pedestals

GSA SIN 711-1



- Simple and personalized storage of multiple items.
- "Pantry-style" pullout drawer provides simple access to stored items.
- Two ways to order Side Access Pedestals — accessories already included, or customized by specifying the accessories to fit your needs.
- See page 436 for SecureFit Accessory options.
- Equipped with HON "One Key" interchangeable core removable locks.
- Pedestals are mobile and have an additional "fifth" wheel below the drawer front to provide stability.
- Omit lock-option available. See page 718 for ordering instructions.
- SecureFit Accessories are adjustable in 3" increments along back and sides of drawer.
- 28" H fit under all HON worksurfaces and desk shells.
- Steel ball-bearing suspension slides with 100% extension.
- Available in right or left-hand configurations.
- Available in three pull options with no upcharge.
- Available in Arch (A), Full Face Integral (N) and Full Radius (R) Drawer Pulls. See below and page 422 for pull options.
- Arch pull available in Satin Chrome only.



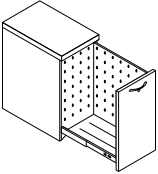




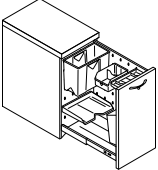




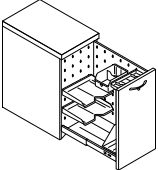




Description	Model	Ship Weight	Cube	List by Paint Grade		
				Core	Choice/Metallics	Custom
 Side Access Pedestal, Left 15'W x 22 7/8"D x 28"H Pedestal only — accessories ordered separately.	HS28820L(?)  	94	8.0	\$ 523	\$ 549	\$ 575
	HS28820R(?)  	94	8.0	\$ 523	\$ 549	\$ 575
 Side Access Pedestal, Right 15'W x 22 7/8"D x 28"H Pedestal only — accessories ordered separately.	HS28821L(?)  	98	8.0	\$ 616	\$ 642	\$ 668
	HS28821R(?)  	98	8.0	\$ 616	\$ 642	\$ 668
 Side Access Pedestal, Left 15'W x 22 7/8"D x 28"H Includes Binder Storage, CD/DVD Holder, Pencil Tray, 2 Piling Trays	HS28822L(?)  	98	8.0	\$ 616	\$ 642	\$ 668
	HS28822R(?)  	98	8.0	\$ 616	\$ 642	\$ 668

NOTE: See page 436 for SecureFit Accessories.

How to specify	1st Option	2nd Option
Select Model Number from above Select the Pull A Satin Arch N Full Face Integral R Full Radius HS28820L A	Select Lock Option L Lock (no upcharge) X Omit Lock (deduct \$14) L	Select Paint Color See page 423 T1

- ▶ Simple and personalized storage of multiple items.
- ▶ "Pantry-style" pull-out drawer provides simple access to stored items.
- ▶ Two ways to order Side Access Pedestals — accessories already included, or customized by specifying the accessories to fit your needs.
- ▶ See page 436 for SecureFit Accessory options.
- ▶ Equipped with HON "One Key" interchangeable core removable locks.
- ▶ Pedestals are mobile and have an additional "5th" wheel below the drawer front to provide stability.
- ▶ Omit lock-option available. See page 718.
- ▶ SecureFit Accessories are adjustable in 3" increments along back, sides and front of drawer.
- ▶ 28"H fits under all HON worksurfaces and desk shells.
- ▶ Steel ball-bearing suspension slides with 100% extension.
- ▶ Available in right or left-hand configurations.
- ▶ Available with Satin Chrome Arch Pull only.
- ▶ Features full-front drawer style with no lock header.



Description	Model	Ship Weight	Cube	List by Paint Grade		
				Core	Choice/Metallics	Custom
 <p>Side Access Pedestal — Left 15"W x 22⁷/₈"D x 28"H Pedestal only — accessories ordered separately.</p> <p>Side Access Pedestal — Right 15"W x 22⁷/₈"D x 28"H Pedestal only — accessories ordered separately.</p> <p><i>Model HS28720R shown</i></p>	HS28720L(?)  	96	8.0	\$ 558	\$ 584	\$ 610
	HS28720R(?)  	96	8.0	\$ 558	\$ 584	\$ 610
 <p>Side Access Pedestal — Left 15"W x 22⁷/₈"D x 28"H Includes File Tub, CD/DVD Holder, Pencil Tray, Piling Tray, Folder Bin</p> <p>Side Access Pedestal — Right 15"W x 22⁷/₈"D x 28"H Includes File Tub, CD/DVD Holder, Pencil Tray, Piling Tray, Folder Bin</p> <p><i>Model HS28721R shown</i></p>	HS28721L(?)  	100	8.0	\$ 652	\$ 678	\$ 704
	HS28721R(?)  	100	8.0	\$ 652	\$ 678	\$ 704
 <p>Side Access Pedestal — Left 15"W x 22⁷/₈"D x 28"H Includes Binder Storage, CD/DVD Holder, Pencil Tray, 2 Piling Trays</p> <p>Side Access Pedestal — Right 15"W x 22⁷/₈"D x 28"H Includes Binder Storage, CD/DVD Holder, Pencil Tray, 2 Piling Trays</p> <p><i>Model HS28722RA shown</i></p>	HS28722L(?)  	100	8.0	\$ 652	\$ 678	\$ 704
	HS28722R(?)  	100	8.0	\$ 652	\$ 678	\$ 704

NOTE: See page 436 for SecureFit Accessories.

How to specify	1st Option	2nd Option	3rd Option
Select Model Number from above Select the Pull A Satin Chrome Arch H S 2 8 7 2 0 L A .	Select Lock Option L Lock (no upcharge) X Omit Lock (deduct \$14) L .	Select Front Laminate See page 422 Z .	Select Case Paint Color See page 423 T 1












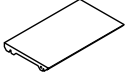


SecureFit Pedestal Accessories

GSA SIN 711-1



- ▶ SecureFit Side Access Pedestal Accessories.
- ▶ New shelf model HHSF2810 is for use with Side Access pedestals only.
- ▶ Compatible with Flagship Side Access Pedestal. See pages 434 and 435 for pedestal information.
- ▶ All parts are available in translucent plastic only.



	Description	Model	Ship Weight	Cube	List
	File Tub 12 ⁵ / ₁₆ "W x 6 ¹ / ₄ "D x 9 ¹ / ₁₆ "H	HS2801	2 	0.3	\$ 44
	Binder Storage 5 ¹ / ₂ "W x 11 ¹³ / ₁₆ "D x 11 ¹ / ₂ "H	HS2802	2 	0.3	\$ 39
	CD/DVD Holder 5 ⁵ / ₁₆ "W x 7 ³ / ₄ "D x 3 ³ / ₄ "H	HS2803	1 	0.2	\$ 23
	Pencil Tray 10 ¹ / ₄ "W x 3 ³ / ₄ "D x 1 ¹ / ₈ "H	HS2806	1 	0.2	\$ 17
	Piling Shelf 11 ¹ / ₂ "W x 9 ¹ / ₄ "D x 2"H	HS2807	1 	0.3	\$ 23
	Folder Bin 12 ⁵ / ₁₆ "W x 3 ¹ / ₂ "D x 10 ⁷ / ₁₆ "H	HS2809	2 	0.3	\$ 33
	SecureFit Shelf 20 ³ / ₄ "W x 12 ¹ / ₄ "D ▲ Designed to be used with Flagship® Side Access Pedestal only. ▲ Gray only — no need to specify paint.	HSF2810 	6 	1.2	\$ 61

How to specify

Select Model Number from above

H | S | 2 | 8 | 0 | 1

   Icon Legend on page 11  Discontinued 12/31/2011.

- ▶ 26⁵/₈"H pedestals fit under minimum worksurface height of 28³/₈"H.
- ▶ Pencil tray standard in top box drawer.
- ▶ One drawer divider standard in each box drawer.

- ▶ One follower block and one crossrail standard in each file drawer.
- ▶ Steel ball-bearing suspension on file drawer (full extension), and box drawer (90% extension).
- ▶ File drawers have high sides for filing front-to-back.

- ▶ See page 458 for accessories and pedestal utilization information.
- ▶ Equipped with HON "One Key" interchangeable core removable locks.
- ▶ Counterweight standard in mobile pedestals.
- ▶ Omit lock-option available. See page 718 for ordering instructions.

- ▶ Available in Arch (A), Full Face Integral (N) and Full Radius (R) Drawer Pulls. See below and page 422 for pull options.
- ▶ Arch pull available in Satin Chrome only.

△ **Freestanding support pedestals that are not positioned and attached under a worksurface, require a counterweight kit found on page 458.**



	Description	Model	Ship Weight	Cube	List by Paint Grade		
					Core	Choice/Metallics	Custom
	Universal Height Mobile Pedestals — Box/Box/File						
	15''W x 19 ⁵ / ₈ ''D x 26 ⁵ / ₈ ''H	H16720(?)	84	7.0	\$ 505	\$ 531	\$ 557
	15''W x 22 ⁵ / ₈ ''D x 26 ⁵ / ₈ ''H	H16723(?)	88	8.0	\$ 525	\$ 551	\$ 577
	15''W x 28 ⁵ / ₈ ''D x 26 ⁵ / ₈ ''H	H16730(?)	102	9.8	\$ 554	\$ 580	\$ 606
	Universal Height Mobile Pedestals — File/File						
	15''W x 19 ⁵ / ₈ ''D x 26 ⁵ / ₈ ''H	H16820(?)	80	7.0	\$ 505	\$ 531	\$ 557
	15''W x 22 ⁵ / ₈ ''D x 26 ⁵ / ₈ ''H	H16823(?)	85	8.0	\$ 525	\$ 551	\$ 577
	15''W x 28 ⁵ / ₈ ''D x 26 ⁵ / ₈ ''H	H16830(?)	98	9.8	\$ 554	\$ 580	\$ 606
	Universal Height Freestanding Support Pedestals — Box/Box/File						
	15''W x 19 ⁵ / ₈ ''D x 26 ⁵ / ₈ ''H	H17720(?)	69	7.0	\$ 505	\$ 531	\$ 557
	15''W x 22 ⁵ / ₈ ''D x 26 ⁵ / ₈ ''H	H17723(?)	73	8.0	\$ 525	\$ 551	\$ 577
	15''W x 28 ⁵ / ₈ ''D x 26 ⁵ / ₈ ''H	H17730(?)	87	9.8	\$ 554	\$ 580	\$ 606
	Universal Height Freestanding Support Pedestals — File/File						
	15''W x 19 ⁵ / ₈ ''D x 26 ⁵ / ₈ ''H	H17820(?)	65	7.0	\$ 505	\$ 531	\$ 557
	15''W x 22 ⁵ / ₈ ''D x 26 ⁵ / ₈ ''H	H17823(?)	70	8.0	\$ 525	\$ 551	\$ 577
	15''W x 28 ⁵ / ₈ ''D x 26 ⁵ / ₈ ''H	H17830(?)	83	9.8	\$ 554	\$ 580	\$ 606

GSA — Entire page receives Initiate Panel System discounting

NOTE: See Brigade™ pedestals on page 447 for additional pedestal options. See page 458 for Pedestal Accessories.

How to specify	1st Option	2nd Option
<p>Select Model Number from above</p> <p>A Satin Chrome Arch N Full Face Integral R Full Radius</p> <p>H 1 6 7 2 0 A .</p>	<p>Select Lock Option</p> <p>L Lock (no upcharge) X Omit Lock (deduct \$14)</p> <p>X .</p>	<p>Select Paint Color</p> <p>See page 423</p> <p>P </p>

Flagship® Hanging and Standard Height Pedestals

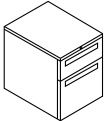


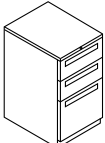



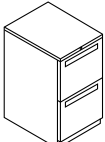



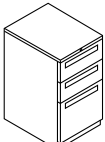



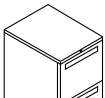



GSA SIN 711-1

HON

- ▶ 28" H fits under all HON work surfaces and desk shells.
- ▶ Pencil tray standard in top box drawer.
- ▶ One drawer divider standard in each box drawer.
- ▶ One follower block and one crossrail standard in each file drawer.
- ▶ Steel ball-bearing suspension on file drawer (full extension), and box drawer (90% extension).
- ▶ File drawers have high sides for filing front-to-back.
- ▶ See page 458 for accessories and pedestal utilization information.
- ▶ Equipped with HON "One Key" interchangeable core removable locks.
- ▶ Hanging units are mounted using keyhole slots in top of pedestals; all hardware provided.
- ▶ Arch pull available in Satin Chrome only.
- ▶ Available in Arch (A), Full Face Integral (N) and Full Radius (R) Drawer Pulls. See below and page 422 for pull options.
- ▶ Choose from any of three pull options with no upcharge.
- ▶ Counterweight standard in mobile pedestals.
- ▶ Omit lock-option available. See page 718 for ordering instructions.

△ **Freestanding support pedestals that are not positioned and attached under a worksurface, require a counterweight kit found on page 458.**



Description	Model	Ship Weight	Cube	List by Paint Grade		
				Core	Choice/Metallics	Custom
 Hanging Pedestals — Box/File 15" W x 19 7/8" D x 19 1/2" H 15" W x 22 7/8" D x 19 1/2" H	H14920(?) 	44	5.3	\$ 433	\$ 459	\$ 485
	H14923(?) 	48	6.0	\$ 451	\$ 477	\$ 503
 Standard Height Mobile Pedestals — Box/Box/File 15" W x 19 7/8" D x 28" H 15" W x 22 7/8" D x 28" H 15" W x 28 7/8" D x 28" H	H18720(?) 	84	7.0	\$ 552	\$ 578	\$ 604
	H18723(?) 	88	8.0	\$ 571	\$ 597	\$ 623
	H18730(?) 	102	9.8	\$ 602	\$ 628	\$ 654
 Standard Height Mobile Pedestals — File/File 15" W x 19 7/8" D x 28" H 15" W x 22 7/8" D x 28" H 15" W x 28 7/8" D x 28" H	H18820(?) 	80	7.0	\$ 552	\$ 578	\$ 604
	H18823(?) 	85	8.0	\$ 571	\$ 597	\$ 623
	H18830(?) 	98	9.8	\$ 602	\$ 628	\$ 654
 Standard Height Freestanding Support Pedestals — Box/Box/File 15" W x 19 7/8" D x 28" H 15" W x 22 7/8" D x 28" H 15" W x 28 7/8" D x 28" H	H19720(?) 	69	7.0	\$ 552	\$ 578	\$ 604
	H19723(?) 	73	8.0	\$ 571	\$ 597	\$ 623
	H19730(?) 	87	9.8	\$ 602	\$ 628	\$ 654
 Standard Height Freestanding Support Pedestals — File/File 15" W x 19 7/8" D x 28" H 15" W x 22 7/8" D x 28" H 15" W x 28 7/8" D x 28" H	H19820(?) 	65	7.0	\$ 552	\$ 578	\$ 604
	H19823(?) 	70	8.0	\$ 571	\$ 597	\$ 623
	H19830(?) 	83	9.8	\$ 602	\$ 628	\$ 654

GSA — Entire page receives Initiate Panel System discounting.

NOTE: See Brigade™ pedestals on page 447 for additional pedestal options. See page 458 for Pedestal Accessories.

How to specify	1st Option	2nd Option
Select Model Number from above A Satin Chrome Arch N Full Face Integral R Full Radius H 1 4 9 2 0 A .	Select Lock Option L Lock (no upcharge) X Omit Lock (deduct \$14) L .	Select Paint Color See page 423 P

 Icon Legend on page 11

- ▶ 26 7/8" H pedestals fit under minimum worksurface height of 28 1/2" H.
- ▶ One follower block and one crossrail standard in each file drawer.
- ▶ Steel ball-bearing suspension on file drawer (full extension).

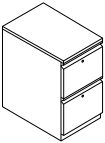

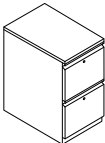

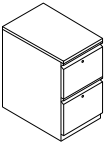

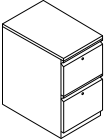

- ▶ File drawers have high sides for filing front-to-back.
- ▶ Each drawer locks independently for security.
- ▶ See page 458 for accessories and pedestal utilization information.

- ▶ Equipped with HON "One Key" interchangeable core removable locks.
- ▶ Counterweight standard in mobile pedestals.

- ▶ Omit lock-option available. See page 718 for ordering instructions.
- ▶ Available in Full Radius (R) Drawer Pulls.

△ **Freestanding support pedestals that are not positioned and attached under a worksurface, require a counterweight kit found on page 458.**



	Description	Model	Ship Weight	Cube	List by Paint Grade		
					Core	Choice/Metallics	Custom
	Universal Height Mobile Pedestals — File/File 15'W x 22 7/8"D x 26 7/8"H	H16823RH 	85	8.0	\$ 604	\$ 630	\$ 656
	Standard Height Mobile Pedestals — File/File 15'W x 22 7/8"D x 28"H	H18823RH 	85	8.0	\$ 604	\$ 630	\$ 656
	Universal Height Freestanding Support Pedestals — File/File 15'W x 22 7/8"D x 26 7/8"H	H17823RH 	70	8.0	\$ 604	\$ 630	\$ 656
	Standard Height Freestanding Support Pedestals — File/File 15'W x 22 7/8"D x 28"H	H19823RH 	70	8.0	\$ 604	\$ 630	\$ 656

GSA — Entire page receives Initiate Panel System discounting.

NOTE: See Brigade™ pedestals on page 447 for additional pedestal options. See page 458 for Pedestal Accessories.


How to specify	1st Option	2nd Option
Select Model Number from above Select the Pull R Full Radius H 1 6 8 2 3 R H .	Select Lock Option L Lock (no upcharge) X Omit Lock (deduct \$14) L .	Select Paint Color See page 423 S

Flagship® Mobile Pedestals

GSA Contract as Noted



- ▶ Pencil tray standard in top box drawer.
- ▶ One drawer divider standard in each box drawer.
- ▶ One follower block and one crossrail standard in each file drawer.
- ▶ File drawers have high sides for filing front-to-back.
- ▶ Steel ball-bearing suspension on file drawer, and box drawer.
- ▶ See page 458 for accessories and pedestal utilization information.
- ▶ Arch pull available in Satin Chrome only.
- ▶ Choose from any of three pull options with no upcharge.
- ▶ Available in Arch (A), Full Face Integral (N) and Full Radius (R) Drawer Pulls. See below and page 422 for pull options.
- ▶ Equipped with HON "One Key" interchangeable core removable locks.
- ▶ Counterweight standard.
- ▶ Omit lock-option available. See page 718 for ordering instructions.

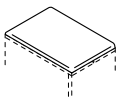


H15923N
SIN 711-1

Description	Model	Ship Weight	Cube	List by Paint Grade		
				Core	Choice/Metallics	Custom
Mobile Pedestals — Box/File 15''W x 22 ⁷ / ₈ ''D x 22''H	H15923(?)	92	6.0	\$ 448	\$ 474	\$ 500

GSA — Above model receives Initiate Panel System discounting.

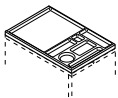
How to specify	1st Option	2nd Option
Select Model Number from above A Satin Chrome Arch N Full Face Integral R Full Radius H 1 5 9 2 3 A .	Select Lock Option L Lock (no upcharge) X Omit Lock (deduct \$14) X .	Select Paint Color See page 423 T 1



SIN 711-2

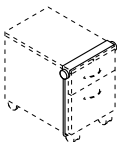
Description	Model	Ship Weight	Cube	Price Code	List	
Pedestal Seat 15''W x 22 ⁷ / ₈ ''D x 2''H	HPSEAT24	10	1.2	III	\$ 135	
NOTES: For seating fabrics, see pages 472-483 and 506-507. Not available in BK, EC, EE, EJ, SR, SS and WP fabrics.					IV	\$ 150
					V	\$ 162
					M1	\$ 171
					M2	\$ 176
					M3	\$ 183
					M4	\$ 213
					M5	\$ 246
					M6	\$ 280

How to specify	1st Option
Select Model Number from above H P S E A T 2 4 .	Select Fabric See pages 472-483 and 506-507 for seating fabric options A B 1 0



SIN 711-2

Description	Model	Ship Weight	Cube	Price Code	List
Mobile Pedestal Tray 15''W x 22 ⁷ / ₈ ''D x 1 ¹ / ₈ ''H ▲ Black only	HPTRAY	13	1.2		\$ 429



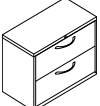
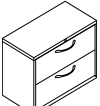
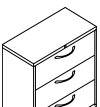
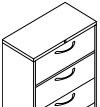
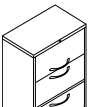
SIN 711-2

Description	Model	Ship Weight	Cube	Price Code	List
Mobile Pedestal Handle 20''H x 15''W ▲ Specify paint color — Platinum Metallic (T1) only. ▲ Designed to be used with Mobile Pedestal Model H15923 only.	HPHANDLE	7	0.7		\$ 171

NOTE: See Brigade™ pedestals on page 447 for additional pedestal options. See page 458 for Pedestal Accessories.

- ▶ 27¼" H lateral file fit under minimum worksurface height of 28½" H.
- ▶ 28" H lateral file fit under standard Initiate, 38000 Series and worksurfaces.
- ▶ 5 Drawer model complements Initiate® and Simplicity® II Panel heights.
- ▶ Flush top and sides.
- ▶ Reinforced case construction.
- ▶ Lock mechanism serves both sides of drawer.
- ▶ Equipped with HON "One Key" interchangeable core removable locks.
- ▶ Counterweight included where applicable to meet ANSI/BIFMA stability requirements.
- ▶ Three-part, telescoping, steel ball-bearing suspension.
- ▶ Features drawer extension restraint; mechanical interlock inhibits the extension of more than one drawer at a time.
- ▶ Optional laminate tops and accessories — see page 457.
- ▶ Matching Pedestals — see pages 437-439.
- ▶ Optional Posting Shelf on five-opening units.
- ▶ Omit lock-option available. See page 718 for ordering instructions.
- ▶ Arch pull available in Satin Chrome only.
- ▶ Choose from any of three pull options with no upcharge.
- ▶ Available in Arch (A), Full Face Integral (N) and Full Radius (R) Drawer Pulls. See below and page 422 for pull options.



Description	Model	Ship Weight	Cube	List by Paint Grade		
				Core	Choice/Metallics	Custom
 Universal Height Lateral File — 2 Drawer 30" W x 18" D x 27¼" H 36" W x 18" D x 27¼" H 42" W x 18" D x 27¼" H Universal Height	H9172(?)	138	12.3	\$ 739	\$ 770	\$ 802
	H9182(?)	156	14.5	\$ 817	\$ 848	\$ 880
	H9192(?)	177	16.8	\$ 947	\$ 978	\$1010
 Standard Height Lateral File — 2 Drawer 30" W x 18" D x 28" H 36" W x 18" D x 28" H 42" W x 18" D x 28" H Standard Height	H9170(?)	138	12.3	\$ 739	\$ 770	\$ 802
	H9180(?)	156	14.5	\$ 817	\$ 848	\$ 880
	H9190(?)	177	16.8	\$ 947	\$ 978	\$1010
 Lateral File — 3 Drawer 30" W x 18" D x 39⅞" H 36" W x 18" D x 39⅞" H 42" W x 18" D x 39⅞" H	H9173(?)	150	16.9	\$ 970	\$1001	\$1033
	H9183(?)	174	20.0	\$1090	\$1121	\$1153
	H9193(?)	197	23.2	\$1260	\$1291	\$1323
 Lateral File w/o Posting Shelf — 4 Drawer 30" W x 18" D x 52½" H 36" W x 18" D x 52½" H 42" W x 18" D x 52½" H	H9174(?)	176	22.1	\$1224	\$1287	\$1349
	H9184(?)	198	26.2	\$1389	\$1452	\$1514
	H9194(?)	213	30.3	\$1594	\$1657	\$1719
 Lateral File — 5 Drawer 30" W x 18" D x 64¼" H, w/Posting Shelf 30" W x 18" D x 64¼" H, w/o Posting Shelf 36" W x 18" D x 64¼" H, w/Posting Shelf 36" W x 18" D x 64¼" H, w/o Posting Shelf 42" W x 18" D x 64¼" H, w/Posting Shelf 42" W x 18" D x 64¼" H, w/o Posting Shelf NOTES: Top drawer is a roll-out shelf.	H9275(?)	210	26.8	\$1595	\$1658	\$1720
	H9175(?)	203	26.8	\$1562	\$1625	\$1687
	H9285(?)	245	31.8	\$1797	\$1860	\$1922
	H9185(?)	238	31.8	\$1761	\$1824	\$1886
	H9295(?)	271	36.8	\$2074	\$2137	\$2199
	H9195(?)	264	36.8	\$2042	\$2105	\$2167

NOTE: See page 444 for Overfiles and page 457 for Lateral File Accessories.

How to specify	1st Option	2nd Option
Select Model Number from above A Satin Chrome Arch N Full Face Integral R Full Radius H 9 1 7 2 A .	Select Lock Option L Lock (no upcharge) X Omit Lock (deduct \$14) L .	Select Paint Color See page 423 P

 Icon Legend on page 11

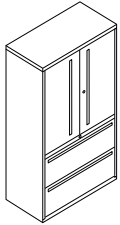
deskimg workstations storage & files seating tables education accessories index

Flagship® Lateral File with Storage

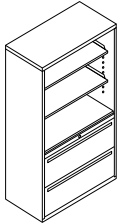
GSA SIN 711-3



- ▶ 64 1/4" H models complement Initiate panel and Flagship lateral file heights.
- ▶ Equipped with HON "One Key" interchangeable core removable locks. Locks on storage cabinet doors and lateral file are keyed-alike.
- ▶ Three-part, telescoping, steel ball-bearing suspension.
- ▶ Includes two adjustable shelves, adjustable in 2" increments.
- ▶ Lock mechanism serves both sides of drawer.
- ▶ Features drawer extension restraint; mechanical interlock inhibits the extension of more than one drawer at a time.
- ▶ Wire management grommet in back of unit.
- ▶ Omit lock-option available. See page 718 for ordering instructions.
- ▶ Flush top and sides.
- ▶ Choose from any of three pull options with no upcharge.
- ▶ Arch pull available in Satin Chrome only.
- ▶ Available in Arch (A), Full Face Integral (N) and Full Radius (R) Drawer Pulls. See below and page 422 for pull options.



Model H9185LSN shown



Model H9185LSNN shown

Description	Model	Ship Weight	Cube	List by Paint Grade		
				Core	Choice/ Metallics	Custom
Lateral Files with Storage and Hinged Doors						
30" W x 18" D x 64 1/4" H	H9175LS(?)	184	26.8	\$1464	\$1527	\$1589
36" W x 18" D x 64 1/4" H	H9185LS(?)	203	31.8	\$1663	\$1726	\$1788

NOTES: Lateral File drawers lock independently from storage case.

Description	Model	Ship Weight	Cube	List by Paint Grade		
				Core	Choice/ Metallics	Custom
Lateral Files with Open Shelves, No Doors						
30" W x 18" D x 64 1/4" H	H9175LSN(?)	167	26.8	\$1338	\$1401	\$1463
36" W x 18" D x 64 1/4" H	H9185LSN(?)	184	31.8	\$1517	\$1580	\$1642

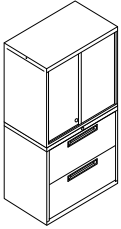
GSA — Above models receive Other Filing & Storage discounting.

How to specify	1st Option	2nd Option
<p>Select Model Number from above</p> <p>A Satin Chrome Arch N Full Face Integral R Full Radius</p> <p>H 9 1 7 5 L S A .</p>	<p>Select Lock Option</p> <p>L Lock (no upcharge) X Omit Lock (deduct \$28 for models H91756LS and H9185LS) (deduct \$14 for models H9175LSN and H9185LSN)</p> <p>X .</p>	<p>Select Paint Color</p> <p>See page 423</p> <p>P</p>

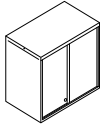
Brigade® Metal Overfiles

GSA SIN 711-3

HON



- ▶ Maximizes use of space above lateral files.
- ▶ One adjustable shelf per cabinet, adjustable at 1" increments, up to 6" from center position.
- ▶ Capable of accepting two tiers of 12"H binders (depending on shelf location).
- ▶ Can be used on the floor under 29½"H worksurfaces.
- ▶ Four wire dividers supplied per shelf (total 8 per unit) with locating slots every 3" along shelf and base.
- ▶ Units fasten to new or existing lateral file cabinets (attaching hardware included).
- ▶ Units can be attached to wall behind lateral file, and/or "ganged" together for added stability.
- ▶ Compatible with Flagship, and Brigade 800, 700, 600 Lateral Files.
- ▶ "Slide-by" door design does not intrude into office or aisle space.
- ▶ Units are 18" deep, and available in 30", 36" and 42" widths.
- ▶ When fully opened, door opening is 13¼"W, 16¼"W or 19¼"W.



Description

Model

Ship Weight

Cube

Core

List by Paint Grade

Choice/
Metallics

Custom

Metal Overfiles with One Adjustable Shelf (locking)

30"W x 18"D x 27⅞"H

H9317

74

11.4

\$ 683

\$ 714

\$ 746

36"W x 18"D x 27⅞"H

H9318

85

13.5

\$ 735

\$ 766

\$ 798

42"W x 18"D x 27⅞"H

H9319

96

15.6

\$ 781

\$ 812

\$ 844

GSA — Above models receive Vertical, Lateral & Shelf File discounting.

How to specify

Select Model Number
from above**H 9 | 3 | 1 | 7 | .**

1st Option

Select Lock Option

L Lock

L | .

2nd Option

Select Paint Color

See page 423

P |

Icon Legend on page 11

- ▶ Product shipped fully assembled.
- ▶ All shelves are adjustable in 2" increments.
- ▶ Stretch-wrap cartoning.

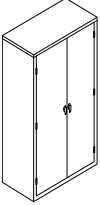
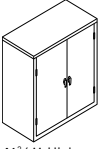
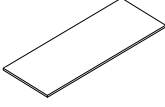


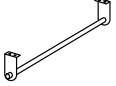

- ▶ Flush top.
- ▶ Two adjustable leveling glides standard.
- ▶ Reinforced base.
- ▶ One locking handle, one fixed handle.

- ▶ Adjustable shelves.
- ▶ Doors have vertical stiffener standard.
- ▶ Positive door stops.

- ▶ Equipped with HON "One Key" interchangeable core removable locks.

⚠ **Keyed alike cores must be ordered separately — see page 718.**




	Description	Model	Ship Weight	Cube	List by Paint Grade		
					Core	Choice/Metallics	Custom
 <p>71 3/4" High</p>	Storage Cabinets 36" W x 24 1/4" D x 71 3/4" H	HSC2472	149	37.0	\$ 852	\$ 915	\$ 977
	36" W x 18 1/4" D x 71 3/4" H	HSC1872	131	35.1	\$ 732	\$ 795	\$ 857
	NOTES: Includes 5 adjustable shelves.						
 <p>41 3/4" High</p>	Storage Cabinet 36" W x 18 1/4" D x 41 3/4" H	HSC1842	82	20.8	\$ 617	\$ 658	\$ 700
	NOTES: Includes 2 adjustable shelves.						
	Additional Shelves 36" W x 24" D	HAS24	8 	0.7	\$ 101	\$ 112	\$ 122
	36" W x 18" D	HAS18	6 	0.6	\$ 80	\$ 91	\$ 101
	Conversion Kit Hanging Bar and brackets to convert a Storage Cabinet into a Wardrobe Cabinet.	HWC72	5 	0.4	\$ 75		
	NOTES: Necessary hardware included to screw into shelf. ⚠ For use on SC Model Storage Cabinets shown above, only. ⚠ Anodized Aluminum finish only. No need to specify paint color. SPECIFY: HWC72						

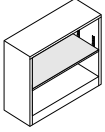
How to specify	Select Model Number from above	1st Option	2nd Option
	H S C 2 4 7 2 .	Select Lock Option L Lock L .	Select Paint Color See page 423 P

Brigade® Steel Bookcases

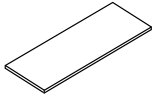
GSA SIN 711-3



- ▶ Available in 2, 3, 4, 5, and 6 shelf models.
- ▶ Inside shelf depth is 12⁵/₈".
- ▶ Bookcase shelves easily adjust in 1/2" increments (shaded shelves are adjustable).
- ▶ Optional laminate tops available.
- ▶ Baked enamel finish over rust-inhibiting phosphate pre-treatment.



Shaded shelves are adjustable.

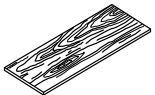


Description	Model	Ship Weight	Cube	List by Paint Grade		
				Core	Choice/Metallics	Custom
Steel Bookcase						
34 ¹ / ₂ " W x 12 ⁵ / ₈ " D x 29" H, 2-Shelf	HS30ABC	44	9.6	\$ 188	\$ 219	\$ 251
34 ¹ / ₂ " W x 12 ⁵ / ₈ " D x 41" H, 3-Shelf	HS42ABC	57	13.3	\$ 225	\$ 256	\$ 288
34 ¹ / ₂ " W x 12 ⁵ / ₈ " D x 59" H, 4-Shelf	HS60ABC	77	18.9	\$ 340	\$ 403	\$ 465
34 ¹ / ₂ " W x 12 ⁵ / ₈ " D x 71" H, 5-Shelf	HS72ABC	87	22.6	\$ 387	\$ 450	\$ 512
34 ¹ / ₂ " W x 12 ⁵ / ₈ " D x 81 ¹ / ₈ " H, 6-Shelf	HS82ABC	97	25.2	\$ 532	\$ 595	\$ 657
Extra Shelf for all Models	HB9	7	0.3	\$ 57	\$ 68	\$ 78

NOTES: Edge is 3/4" thick. Specify: Paint

How to specify

How to specify	1st Option
Select Model Number from above	Select Paint Color See page 423
H S 3 0 A B C .	P



Description	Model	Ship Weight	Cube	List

NOTES: Specify: Laminate

How to specify

How to specify	1st Option
Select Model Number from above	Select Laminate See page 422
H 5 1 1 5 9 6 .	N

- ▶ 28" H fits under all HON worksurfaces and desk shells.
- ▶ Pencil tray standard in top box drawer.
- ▶ Two crossrails standard in each file drawer.
- ▶ Ball-bearing suspension on file drawer (90% extension), and box drawer (75% extension).

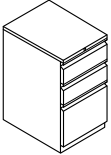
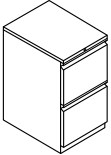
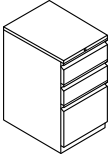
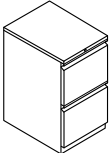
- ▶ File drawers have high sides for filing front-to-back.
- ▶ See page 458 for accessories and pedestal utilization information.
- ▶ Equipped with HON "One Key" interchangeable core removable locks.

- ▶ Front casters are fixed, rear casters swivel on mobile pedestals.
- ▶ "C" Pull matches Brigade 600 Series Lateral Pull.
- ▶ "R" pull matches Brigade 800 Series Lateral Pull.

- ▶ "N" Pull matches Brigade 700 Series lateral file pull.

⚠ **Freestanding support pedestals that are not positioned and attached under a worksurface, require a counterweight kit found on page 458.**

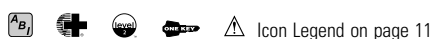


	Description	Model	Ship Weight	Cube	List by Paint Grade		
					Core	Choice/Metallics	Custom
	Standard Height Mobile Pedestals — Box/Box/File						
	15" W x 19 7/8" D x 28" H	H33720(?)	73	6.6	\$ 483	\$ 509	\$ 535
	15" W x 22 7/8" D x 28" H	H33723(?)	77	7.5	\$ 499	\$ 525	\$ 551
	Standard Height Mobile Pedestals — File/File						
	15" W x 19 7/8" D x 28" H	H33820(?)	73	6.6	\$ 483	\$ 509	\$ 535
	15" W x 22 7/8" D x 28" H	H33823(?)	77	7.5	\$ 499	\$ 525	\$ 551
	Standard Height Freestanding Support Pedestals — Box/Box/File						
	15" W x 19 7/8" D x 28" H	H36720(?)	61	6.6	\$ 483	\$ 509	\$ 535
	15" W x 22 7/8" D x 28" H	H36723(?)	83	7.5	\$ 499	\$ 525	\$ 551
	Standard Height Freestanding Support Pedestals — File/File						
	15" W x 19 7/8" D x 28" H	H36820(?)	61	6.6	\$ 483	\$ 509	\$ 535
	15" W x 22 7/8" D x 28" H	H36823(?)	83	7.5	\$ 499	\$ 525	\$ 551

GSA — Entire page receives Simplicity II Panel System discounting

NOTES: See page 458 for Pedestal Accessories.
Additional Flagship pedestal models on pages 437-440.

How to specify	1st Option	2nd Option
Select Model Number from above Select the Pull C Brigade N Full Face Integral R Full Radius H 3 3 7 2 0 R .	Select Lock Option L Lock L .	Select Paint Color See page 423 P



Brigade® 800 Series Lateral Files w/Drawers

GSA SIN 711-3



- ▶ 30", 36" & 42" case widths with drawers, 19 1/4" case depth.
- ▶ Flush top and sides.
- ▶ Reinforced case construction.
- ▶ Four adjustable leveling glides.
- ▶ Full-width radius designer style pull.
- ▶ Features drawer extension restraint; mechanical interlock inhibits the extension of more than one drawer at a time.
- ▶ Three-part, telescoping, steel ball-bearing suspension.
- ▶ Two adjustable hangrails per drawer for side-to-side filing.
- ▶ Counterweight included where applicable to meet ANSI/BIFMA stability requirements.
- ▶ Lock mechanism secures both sides of drawer.
- ▶ Baked enamel finish over rust-inhibiting phosphate pre-treatment.
- ▶ Equipped with HON "One Key" interchangeable core removable locks.
- ▶ Optional laminate tops and accessories — see page 457.

△ **Keyed alike cores must be ordered separately — see page 718.**



	Description	Model	Ship Weight	Cube	List by Paint Grade		
					Core	Choice/Metallics	Custom
	Lateral File — 2 Drawer						
	30" W x 19 1/4" D x 28 3/8" H	H872	118	12.4	\$ 647	\$ 678	\$ 710
	36" W x 19 1/4" D x 28 3/8" H	H882	129	14.8	\$ 723	\$ 754	\$ 786
	42" W x 19 1/4" D x 28 3/8" H	H892	144	17.1	\$ 836	\$ 867	\$ 899
	Lateral File — 3 Drawer						
	30" W x 19 1/4" D x 40 7/8" H	H873	160	17.2	\$ 919	\$ 950	\$ 982
	36" W x 19 1/4" D x 40 7/8" H	H883	165	20.6	\$1027	\$1058	\$1090
	42" W x 19 1/4" D x 40 7/8" H	H893	176	23.8	\$1191	\$1222	\$1254
	Lateral File — 4 Drawer						
	30" W x 19 1/4" D x 53 1/4" H	H874	175	22.1	\$1116	\$1179	\$1241
	36" W x 19 1/4" D x 53 1/4" H	H884	190	26.4	\$1265	\$1328	\$1390
	42" W x 19 1/4" D x 53 1/4" H	H894	206	30.6	\$1453	\$1516	\$1578
	Lateral File w/Posting Shelf — 5 Drawer						
	30" W x 19 1/4" D x 67" H	H875	204	27.5	\$1483	\$1546	\$1608
	36" W x 19 1/4" D x 67" H	H885	240	32.9	\$1669	\$1732	\$1794
	42" W x 19 1/4" D x 67" H	H895	264	38.0	\$1929	\$1992	\$2054

NOTES: Top drawer is a roll-out shelf.

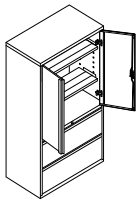
NOTE: See page 444 for Overfiles and page 457 for Lateral File Accessories.

How to specify

Select Model Number from above H 8 7 2 .	1st Option Select Lock Option L Lock L .	2nd Option Select Paint Color See page 423 T 1
-----------------------------------------------------------	------------------------------------------------------------------------	------------------------------------------------------------------------------

Brigade® 800 Series Lateral File w/Storage

GSA SIN 711-3



- ▶ 30", 36" & 42" case widths, 19 1/4" case depth.
- ▶ 67" H case — matches height of 800 Series 5 Drawer laterals.
- ▶ Bottom two openings are lateral drawers, remainder of case is storage shelves.
- ▶ Lateral file drawer features are same as 800 Series Laterals shown above.
- ▶ Inside dimension of storage case is 36 1/4" H. Includes 2 adjustable shelves, adjustable in 2" increments. Bottom shelves accept two rows of 3-ring binders; top opening measures: 10 1/4".
- ▶ Storage case is standard with 2 hinged doors. Door pulls match lateral file drawer pulls.
- ▶ Equipped with HON "One Key" interchangeable core removable locks. Locks on storage case and lateral file are keyed alike. Lateral file drawers lock independently from storage case.
- ▶ Four adjustable leveling glides.



	Description	Model	Ship Weight	Cube	List by Paint Grade		
					Core	Choice/Metallics	Custom
	Lateral File w/Storage — 2 Drawer						
	30" W x 19 1/4" D x 67" H	H875LS	174	27.5	\$1132	\$1195	\$1257
	36" W x 19 1/4" D x 67" H	H885LS	210	32.9	\$1249	\$1312	\$1374
	42" W x 19 1/4" D x 67" H	H895LS	228	38.0	\$1427	\$1490	\$1552

GSA — Above models receive Other Filing & Storage discounting.

NOTE: See page 457 for Lateral File Accessories and page 454 for Wire Dividers.

How to specify

Select Model Number from above H 8 7 5 L S .	1st Option Select Lock Option L Lock L .	2nd Option Select Paint Color See page 423 T 1
---------------------------------------------------------------	------------------------------------------------------------------------	------------------------------------------------------------------------------

Icon Legend on page 11

- ▶ 30", 36" & 42" case widths with rollout shelves, 19 1/4" case depth.
- ▶ Fixed front bottom drawer on all roll-out shelf units (standard drawer).
- ▶ Flush top and sides.
- ▶ Reinforced case construction.
- ▶ Four adjustable leveling glides.

- ▶ Full-width radius designer pull.
- ▶ Features drawer extension restraint; mechanical interlock inhibits the extension of more than one shelf at a time.
- ▶ Three-part, telescoping, slide suspension operates on steel ball-bearings.

- ▶ Two adjustable hangrails per opening for side-to-side filing.
- ▶ Counterweight included where applicable to meet ANSI/BIFMA stability requirements.
- ▶ Lock mechanism secures both sides of drawer.

- ▶ Baked enamel finish over rust-inhibiting phosphate pre-treatment.
- ▶ Equipped with HON "One Key" interchangeable core removable locks.
- ▶ Optional laminate tops and accessories — see page 457.

△ **Keyed alike cores must be ordered separately — see page 718.**



	Description	Model	Ship Weight	Cube	List by Paint Grade		
					Core	Choice/Metallics	Custom
	Lateral File with Roll-out Shelves — 2 Openings						
	30"W x 19 1/4"D x 28 3/8"H	H842	118	12.4	\$ 844	\$ 875	\$ 907
	36"W x 19 1/4"D x 28 3/8"H	H852	129	14.8	\$ 933	\$ 964	\$ 996
	42"W x 19 1/4"D x 28 3/8"H	H862	144	17.1	\$1078	\$1109	\$1141
	NOTES: Bottom opening is a fixed front drawer.						
	Lateral File with Roll-out Shelves — 3 Openings						
	30"W x 19 1/4"D x 40 7/8"H	H843	160	17.2	\$1105	\$1136	\$1168
	36"W x 19 1/4"D x 40 7/8"H	H853	165	20.6	\$1243	\$1274	\$1306
	42"W x 19 1/4"D x 40 7/8"H	H863	176	23.8	\$1432	\$1463	\$1495
	NOTES: Bottom opening is a fixed front drawer.						
	Lateral File with Roll-out Shelves — 4 Openings						
	30"W x 19 1/4"D x 53 1/4"H	H844	175	22.1	\$1392	\$1455	\$1517
	36"W x 19 1/4"D x 53 1/4"H	H854	190	26.4	\$1576	\$1639	\$1701
	42"W x 19 1/4"D x 53 1/4"H	H864	206	30.6	\$1819	\$1882	\$1944
	NOTES: Bottom opening is a fixed front drawer.						
	Lateral File with Roll-out Shelves and Posting Shelf — 5 Openings						
	30"W x 19 1/4"D x 67"H	H845	204	27.5	\$1813	\$1876	\$1938
	36"W x 19 1/4"D x 67"H	H855	240	32.9	\$2052	\$2115	\$2177
	42"W x 19 1/4"D x 67"H	H865	264	38.0	\$2362	\$2425	\$2487
	NOTES: Bottom opening is a fixed front drawer.						

NOTE: See page 444 for Overfiles and page 457 for Lateral File Accessories.

How to specify	1st Option	2nd Option
Select Model Number from above	Select Lock Option	Select Paint Color
H 8 4 2 .	L Lock	See page 423
	L .	T 1

Brigade® 700 Series Lateral Files w/Drawers

GSA SIN 711-3



- ▶ 30", 36" & 42" case widths with drawers, 19 1/4" case depth.
- ▶ Flush top and sides.
- ▶ Reinforced case construction.
- ▶ Four adjustable leveling glides.
- ▶ Full-face integral drawer pulls.
- ▶ Features drawer extension restraint; mechanical interlock inhibits the extension of more than one drawer at a time.
- ▶ Three-part, telescoping, steel ball-bearing suspension.
- ▶ Two adjustable hangrails per drawer/rollout shelf for side-to-side filing.
- ▶ Counterweight included where applicable to meet ANSI/BIFMA stability requirements.
- ▶ Lock mechanism secures both sides of drawer.
- ▶ Baked enamel finish over rust-inhibiting phosphate pre-treatment.
- ▶ Optional laminate tops and accessories — see page 457.
- ▶ Equipped with HON "One Key" interchangeable core removable locks.

△ **Keyed alike cores must be ordered separately — see page 718.**



	Description	Model	Ship Weight	Cube	List by Paint Grade		
					Core	Choice/Metallics	Custom
	Lateral File — 2 Drawer (locking)						
	30" W x 19 1/4" D x 28 3/8" H	H772	120	12.4	\$ 647	\$ 678	\$ 710
	36" W x 19 1/4" D x 28 3/8" H	H782	132	14.3	\$ 723	\$ 754	\$ 786
	Lateral File — 3 Drawer (locking)						
	30" W x 19 1/4" D x 40 7/8" H	H773	163	17.2	\$ 919	\$ 950	\$ 982
	36" W x 19 1/4" D x 40 7/8" H	H783	169	20.6	\$1027	\$1058	\$1090
	Lateral File — 4 Drawer (locking)						
	30" W x 19 1/4" D x 53 1/4" H	H774	179	22.1	\$1116	\$1179	\$1241
	36" W x 19 1/4" D x 53 1/4" H	H784	196	26.4	\$1265	\$1328	\$1390
	Lateral File w/Posting Shelf — 5 Drawer (locking)						
	30" W x 19 1/4" D x 67" H	H775	209	27.5	\$1483	\$1546	\$1608
	36" W x 19 1/4" D x 67" H	H785	247	32.9	\$1669	\$1732	\$1794
	42" W x 19 1/4" D x 67" H	H795	274	38.0	\$1929	\$1992	\$2054

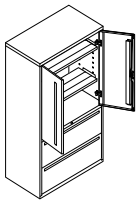
NOTES: Top drawer is a roll-out shelf.

NOTE: See page 444 for Overfiles and page 457 for Lateral File Accessories.

How to specify	1st Option	2nd Option
Select Model Number from above	Select Lock Option	Select Paint Color
H 7 7 2 .	L Lock L .	See page 423 T 1

Brigade® 700 Series Lateral Files w/Storage

GSA SIN 711-3



- ▶ 30", 36" & 42" case widths, 19 1/4" case depth.
- ▶ 67" H case — matches height of 700 Series 5 Drawer laterals.
- ▶ Bottom two openings are lateral drawers, remainder of case is storage shelves.
- ▶ Lateral file drawer features are same as 700 Series Laterals shown above.
- ▶ Inside dimension of storage case is 36 1/4" H. Includes 2 adjustable shelves, adjustable in 2" increments. Bottom shelves accept two rows of 3-ring binders; top opening measures: 10 1/4".
- ▶ Storage case is standard with 2 hinged doors. Door pulls match lateral file drawer pulls.
- ▶ Equipped with HON "One Key" interchangeable core removable locks. Locks on storage case and lateral file are keyed alike. Lateral file drawers lock independently from storage case.
- ▶ Four adjustable leveling glides.



	Description	Model	Ship Weight	Cube	List by Paint Grade		
					Core	Choice/Metallics	Custom
	Lateral File w/Storage — 2 Drawer						
	30" W x 19 1/4" D x 67" H	H775LS	175	27.5	\$1132	\$1195	\$1257
	36" W x 19 1/4" D x 67" H	H785LS	211	32.9	\$1249	\$1312	\$1374
	42" W x 19 1/4" D x 67" H	H795LS	230	38.0	\$1427	\$1490	\$1552

GSA — Above models receive Other Filing & Storage discounting.

NOTE: See page 457 for Lateral File Accessories and page 454 for Wire Dividers.

How to specify	1st Option	2nd Option
Select Model Number from above	Select Lock Option	Select Paint Color
H 7 7 5 L S .	L Lock L .	See page 423 T 1

Icon Legend on page 11

- ▶ 30", 36" & 42" case widths with rollout shelves, 19 1/4" case depth.
- ▶ Fixed bottom drawer on all roll-out shelf units (standard drawer).
- ▶ Flush top and sides.
- ▶ Reinforced case construction.

- ▶ Four adjustable leveling glides.
- ▶ Full-face integral drawer pulls.
- ▶ Features shelf extension restraint; mechanical interlock inhibits the extension of more than one shelf at a time.
- ▶ Three-part, telescoping, steel ball-bearing suspension.

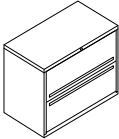
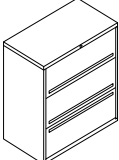
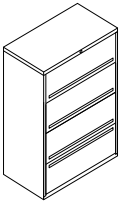
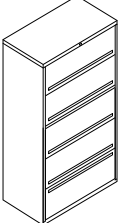
- ▶ Two adjustable hangrails per drawer/rollout shelf for side-to-side filing.
- ▶ Counterweight included where applicable to meet ANSI/BIFMA stability requirements.
- ▶ Lock mechanism secures both sides of drawer.

- ▶ Baked enamel finish over rust-inhibiting phosphate pre-treatment.
- ▶ Optional laminate tops and accessories — see page 457.
- ▶ Equipped with HON "One Key" interchangeable core removable locks.

△ **Keyed alike cores must be ordered separately — see page 718.**



List by Paint Grade

Description	Model	Ship Weight	Cube	Choice/		
				Core	Metallics	Custom
 <p>Lateral File with Roll-out Shelves — 2 Openings 30" W x 19 1/4" D x 28 3/8" H 36" W x 19 1/4" D x 28 3/8" H 42" W x 19 1/4" D x 28 3/8" H</p> <p>NOTES: Bottom opening is a fixed front drawer.</p>	H742	120	12.4	\$ 844	\$ 875	\$ 907
	H752	132	14.8	\$ 933	\$ 964	\$ 996
	H762	148	17.1	\$1078	\$1109	\$1141
 <p>Lateral File with Roll-out Shelves — 3 Openings 30" W x 19 1/4" D x 40 7/8" H 36" W x 19 1/4" D x 40 7/8" H 42" W x 19 1/4" D x 40 7/8" H</p> <p>NOTES: Bottom opening is a fixed front drawer.</p>	H743	163	17.2	\$1105	\$1136	\$1168
	H753	169	20.6	\$1243	\$1274	\$1306
	H763	182	23.8	\$1432	\$1463	\$1495
 <p>Lateral File with Roll-out Shelves — 4 Openings 30" W x 19 1/4" D x 53 1/4" H 36" W x 19 1/4" D x 53 1/4" H 42" W x 19 1/4" D x 53 1/4" H</p> <p>NOTES: Bottom opening is a fixed front drawer.</p>	H744	179	22.1	\$1392	\$1455	\$1517
	H754	196	26.4	\$1576	\$1639	\$1701
	H764	214	30.6	\$1819	\$1882	\$1944
 <p>Lateral File with Roll-out Shelves and Posting Shelf — 5 Openings 30" W x 19 1/4" D x 67" H 36" W x 19 1/4" D x 67" H 42" W x 19 1/4" D x 67" H</p> <p>NOTES: Bottom opening is a fixed front drawer.</p>	H745	209	27.5	\$1813	\$1876	\$1938
	H755	247	32.9	\$2052	\$2115	\$2177
	H765	274	38.0	\$2362	\$2425	\$2487

NOTE: See page 444 for Overfiles and page 457 for Lateral File Accessories.

How to specify	1st Option	2nd Option
<p>Select Model Number from above</p> <p>H 7 4 2 .</p>	<p>Select Lock Option</p> <p>L Lock</p> <p>L .</p>	<p>Select Paint Color</p> <p>See page 423</p> <p>T 1 </p>

Brigade® 600 Series Lateral Files w/Drawers

GSA SIN 711-3



- ▶ 30", 36" & 42" case widths with drawers, 19 1/4" case depth.
- ▶ Flush top and sides.
- ▶ Reinforced case construction.
- ▶ Four adjustable leveling glides.
- ▶ Features drawer extension restraint; mechanical interlock inhibits the extension of more than one drawer at a time.
- ▶ Three-part, telescoping, steel ball-bearing suspension.
- ▶ Two adjustable hangrails per drawer/roll-out shelf for side-to-side filing.
- ▶ Counterweight included where applicable to meet ANSI/BIFMA stability requirements.
- ▶ Lock mechanism secures both sides of drawer.
- ▶ Baked enamel finish over rust-inhibiting phosphate pre-treatment.
- ▶ Bright anodized aluminum recessed drawer pull.
- ▶ Equipped with HON "One Key" interchangeable core removable locks.
- ▶ Optional laminate tops and accessories — see page 457.

△ **Keyed alike cores must be ordered separately — see page 718.**



	Description	Model	Ship Weight	Cube	List by Paint Grade		
					Core	Choice/Metallics	Custom
	Lateral File — 2 Drawer						
	30" W x 19 1/4" D x 28 3/8" H	H672	120	12.4	\$ 617	\$ 648	\$ 680
	36" W x 19 1/4" D x 28 3/8" H	H682	132	14.3	\$ 663	\$ 694	\$ 726
	42" W x 19 1/4" D x 28 3/8" H	H692	148	17.1	\$ 784	\$ 815	\$ 847
	Lateral File — 3 Drawer						
	30" W x 19 1/4" D x 40 7/8" H	H673	163	17.2	\$ 848	\$ 879	\$ 911
	36" W x 19 1/4" D x 40 7/8" H	H683	169	20.6	\$ 929	\$ 960	\$ 992
	42" W x 19 1/4" D x 40 7/8" H	H693	182	23.8	\$1092	\$1123	\$1155
	Lateral File — 4 Drawer						
	30" W x 19 1/4" D x 53 1/4" H	H674	179	22.1	\$1054	\$1117	\$1179
	36" W x 19 1/4" D x 53 1/4" H	H684	196	26.4	\$1153	\$1216	\$1278
	42" W x 19 1/4" D x 53 1/4" H	H694	214	30.6	\$1369	\$1432	\$1494
	Lateral File w/Posting Shelf — 5 Drawer						
	30" W x 19 1/4" D x 67" H	H675	209	27.5	\$1402	\$1465	\$1527
	36" W x 19 1/4" D x 67" H	H685	247	32.9	\$1500	\$1563	\$1625
	42" W x 19 1/4" D x 67" H	H695	274	38.0	\$1810	\$1873	\$1935

NOTES: Top drawer is a roll-out shelf.

How to specify	1st Option	2nd Option
Select Model Number from above	Select Lock Option	Select Paint Color
H 6 7 2 .	L Lock L .	See page 423 T 1

Brigade® 600 Series Lateral Files w/Storage

GSA SIN 711-3

- ▶ 30", 36" & 42" case widths, 19 1/4" case depth.
- ▶ 67" H case — matches height of 600 Series 5 Drawer laterals.
- ▶ Bottom two openings are lateral drawers, remainder of case is storage shelves.
- ▶ Lateral file drawer features are same as 600 Series Laterals shown above.
- ▶ Inside dimension of storage case is 36 1/4" H. Includes 2 adjustable shelves, adjustable in 2" increments. Bottom shelves accept two rows of 3-ring binders; top opening measures: 10 1/4".
- ▶ Storage case is standard with 2 hinged doors. Door pulls match lateral file drawer pulls.
- ▶ Equipped with HON "One Key" interchangeable core removable locks. Locks on storage case and lateral file are keyed alike. Lateral file drawers lock independently from storage case.
- ▶ Four adjustable leveling glides.



	Description	Model	Ship Weight	Cube	List by Paint Grade		
					Core	Choice/Metallics	Custom
	Lateral File w/Storage — 2 Drawer						
	30" W x 19 1/4" D x 67" H	H675LS	175	27.5	\$1132	\$1195	\$1257
	36" W x 19 1/4" D x 67" H	H685LS	211	32.9	\$1249	\$1312	\$1374
	42" W x 19 1/4" D x 67" H	H695LS	230	38.0	\$1373	\$1436	\$1498

NOTE: See page 444 for Overfiles and page 457 for Lateral File Accessories.

How to specify	1st Option	2nd Option
Select Model Number from above	Select Lock Option	Select Paint Color
H 6 7 5 L S .	L Lock L .	See page 423 T 1

ABJ, Level 2, One Key, Icon Legend on page 11

- ▶ 30", 36" & 42" case widths with roll-out shelves, 19 1/4" case depth.
- ▶ Flush top and sides.
- ▶ Reinforced case construction.
- ▶ Four adjustable leveling glides.
- ▶ Fixed bottom drawer on all roll-out shelf units (standard drawer).

- ▶ Features drawer extension restraint; mechanical interlock inhibits the extension of more than one shelf at a time.
- ▶ Three-part, telescoping, steel ball-bearing suspension.
- ▶ Two adjustable hangrails per opening for side-to-side filing.

- ▶ Counterweight included where applicable to meet ANSI/BIFMA stability requirements.
- ▶ Lock mechanism secures both sides of drawer.
- ▶ Baked enamel finish over rust-inhibiting phosphate pre-treatment.

- ▶ Bright anodized aluminum recessed drawer pull.
- ▶ Equipped with HON "One Key" interchangeable core removable locks.
- ▶ Optional laminate tops and accessories — see page 457.

⚠ **Keyed alike cores must be ordered separately — see page 718.**



	Description	Model	Ship Weight	Cube	List by Paint Grade		
					Core	Choice/Metallics	Custom
	Lateral File with Roll-out Shelves — 2 Openings						
	30"W x 19 1/4"D x 28 3/8"H	H642	120	12.4	\$ 822	\$ 853	\$ 885
	36"W x 19 1/4"D x 28 3/8"H	H652	132	14.8	\$ 910	\$ 941	\$ 973
	42"W x 19 1/4"D x 28 3/8"H	H662	148	17.1	\$1046	\$1077	\$1109
	NOTES: Bottom opening is a fixed front drawer.						
	Lateral File with Roll-out Shelves — 3 Openings						
	30"W x 19 1/4"D x 40 7/8"H	H643	163	17.2	\$1074	\$1105	\$1137
	36"W x 19 1/4"D x 40 7/8"H	H653	169	20.6	\$1206	\$1237	\$1269
	42"W x 19 1/4"D x 40 7/8"H	H663	182	23.8	\$1380	\$1411	\$1443
	NOTES: Bottom opening is a fixed front drawer.						
	Lateral File with Roll-out Shelves — 4 Openings						
	30"W x 19 1/4"D x 53 1/4"H	H644	179	22.1	\$1343	\$1406	\$1468
	36"W x 19 1/4"D x 53 1/4"H	H654	196	26.4	\$1520	\$1583	\$1645
	42"W x 19 1/4"D x 53 1/4"H	H664	214	30.6	\$1742	\$1805	\$1867
	NOTES: Bottom opening is a fixed front drawer.						
	Lateral File with Roll-out Shelves and Posting Shelf — 5 Openings						
	30"W x 19 1/4"D x 67"H	H645	209	27.5	\$1742	\$1805	\$1867
	36"W x 19 1/4"D x 67"H	H655	247	32.9	\$1966	\$2029	\$2091
	42"W x 19 1/4"D x 67"H	H665	274	38.0	\$2265	\$2328	\$2390
	NOTES: Bottom opening is a fixed front drawer.						

NOTE: See page 444 for Overfiles and page 457 for Lateral File Accessories.

How to specify	1st Option	2nd Option
Select Model Number from above	Select Lock Option	Select Paint Color
H 6 4 2 .	L Lock L .	See page 423 T 1

Brigade® 600 Series Shelf Files

GSA SIN 711-3

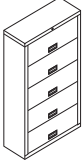
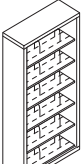
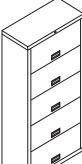
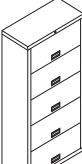
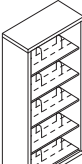
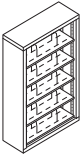
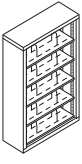

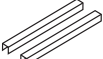
HON

- ▶ 36" wide 5 and 6 fixed shelf files are offered in letter and legal depths, and in jumbo height in legal depth; locking models have one receding door per shelf.
- ▶ Shelf files accept letter or legal files side-to-side.
- ▶ Double wall construction provides extra strength.
- ▶ Receding door models operate on nylon glides installed in the door tracks.
- ▶ Two wire dividers per shelf are standard. Additional dividers available in 6 or 12 packs.
- ▶ Can be ganged back-to-back.
- ▶ Four adjustable leveling glides.
- ▶ Bright anodized aluminum recessed door pull.
- ▶ Baked enamel finish over rust-inhibiting phosphate pre-treatment.
- ▶ All receding door models are equipped with HON "One Key" interchangeable core removable locks operating two 16 gauge lock bars with tabs, which engage both sides of doors.

△ **Keyed alike cores must be ordered separately — see page 718.**



List by Paint Grade

Description	Model	Ship Weight	Cube	Choice/Custom		
				Core	Metallics	Custom
 Shelf File — 5 Shelf 36" W x 13 3/4" D x 64 1/4" H, Letter 36" W x 16 3/4" D x 64 1/4" H, Legal	H625	165.0	23.7	\$1179	\$1242	\$1304
	H625C	170.0	28.2	\$1253	\$1316	\$1378
 Shelf File — 6 Shelf 36" W x 13 3/4" D x 75 7/8" H, Letter 36" W x 16 3/4" D x 75 7/8" H, Legal	H626	178.0	27.8	\$1358	\$1421	\$1483
	H626C	190.0	33.1	\$1440	\$1503	\$1565
NOTES: 10 7/8" H between shelf and door. Shelves are not adjustable.						
 Shelf File — 6 Shelf, Open 36" W x 13 3/4" D x 75 7/8" H, Letter 36" W x 16 3/4" D x 75 7/8" H, Legal	H626N	145.0	27.8	\$ 848	\$ 911	\$ 973
	H626CN	160.0	33.1	\$ 927	\$ 990	\$1052
NOTES: 10 7/8" H between shelves. Shelves are not adjustable.						
 Jumbo Shelf File — 5 Shelf Legal 36" W x 16 3/4" D x 75 7/8" H	HJ625C	193.0	33.1	\$1398	\$1461	\$1523
	NOTES: Use for 3-ring binders. 13" H between shelf and door. Shelves are not adjustable.					
 Jumbo Shelf File — 5 Shelf Legal, Open 36" W x 16 3/4" D x 75 7/8" H	HJ625CN	158.0	33.1	\$ 886	\$ 949	\$1011
	NOTES: 13 3/4" H between shelves. Use for 3-ring binders.					
 Shelf File — 5 Shelf Letter, Adjustable Shelves, Open 36" W x 13 3/4" D x 58 5/8" H	H625AS	123.0	21.8	\$ 872	\$ 935	\$ 997
	 Shelf File — 6 Shelf Letter, Adjustable Shelves, Open 36" W x 13 3/4" D x 69 3/4" H	H626AS	143.0	25.7	\$ 991	\$1054
NOTES: Shelves are adjustable at 1 3/8". Use all shelves for horizontal filing of 8 1/4" W materials. To store standard size binders, remove one shelf and adjust remaining shelves accordingly.						
 Wire Dividers 12 Pack 6 Pack	H517514	2.7	0.1	\$ 66		
	H860000	0.5	0.1	\$ 41		
 Depth Converter Legal-to-Letter (2/pack)	H515700	5.0	0.5	\$ 78		

How to specify	1st Option	2nd Option
Select Model Number from above H 6 2 5 .	Select Lock Option L Lock Specify for models H625, H625C, H626, H626C, HJ625C L .	Select Paint Color See page 423 T 1

- ▶ 30" & 36" case widths with drawers, 19 1/4" case depth.
- ▶ Flush top and sides.
- ▶ Reinforced case construction.
- ▶ Four adjustable leveling glides.
- ▶ Features drawer extension restraint; mechanical interlock inhibits the extension of more than one drawer at a time.

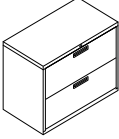

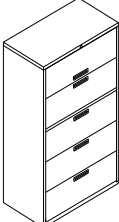
- ▶ Ball-bearing slide suspension.
- ▶ Two adjustable hangrails per drawer/roll-out shelf for side-to-side filing.
- ▶ Counterweight included where applicable to meet ANSI/BIFMA stability requirements.

- ▶ Lock mechanism secures both sides of drawer.
- ▶ Baked enamel finish over rust-inhibiting phosphate pre-treatment.
- ▶ Monochromatic drawer pull.

- ▶ Equipped with HON "One Key" interchangeable core removable locks.
- ▶ Optional laminate tops and accessories — see page 457.

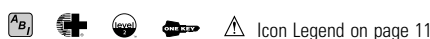
⚠ **Keyed alike cores must be ordered separately — see page 718.**



	Description	Model	Ship Weight	Cube	List
	Lateral File — 2 Drawer 30" W x 19 1/4" D x 28 3/8" H	H572	112	12.4	\$ 585
	36" W x 19 1/4" D x 28 3/8" H	H582	128	14.8	\$ 639
	Lateral File — 4 Drawer 30" W x 19 1/4" D x 53 1/4" H	H574	148	22.1	\$ 980
	36" W x 19 1/4" D x 53 1/4" H	H584	177	26.4	\$1093
	Lateral File — 5 Drawer 4 Fixed front drawers; 1 Roll-out Shelf; Posting Shelf 36" W x 19 1/4" D x 67" H NOTES: Top drawer is a roll-out shelf.	H585	229	32.9	\$1418

NOTE: See page 444 for Overfiles and page 457 for Lateral File Accessories.

How to specify	Select Model Number from above H 5 7 2 .	1st Option Select Lock Option L Lock L .	2nd Option Select Paint Color See page 423 T 1
----------------	-------------------------------------------------------------------	--------------------------------------------------------------------------	----------------------------------------------------------------------------------



desking

workstations

storage & files

seating

tables

education

accessories

VERTICAL FILES

- ▶ Full suspension.
- ▶ Non-asbestos.
- ▶ Follower block standard (spring-loaded).
- ▶ Chrome drawer pulls, thumb latch and label holder.
- ▶ Lock is NOT core removable.
- ▶ Rated: Filing Device Class 350, 1700° for one hour with drop test.
- ▶ UL listed.
- ▶ High drawer sides.
- ▶ Available in Putty, Black and Gray only; see page 423.
- ▶ Insulated in drawer face and between drawers.
- ▶ **Full Lifetime Warranty.**



	Description	Model	Ship Weight	Cube	List
	Vertical File — 2-Drawer, Letter 17¾"W x 25"D x 27¾"H	H52	320	10.0	\$2201
	Vertical File — 2-Drawer, Legal 20¾"W x 25"D x 27¾"H	H52C	341	13.0	\$2259

Open Market

	Vertical File — 4-Drawer, Letter 17¾"W x 25"D x 52¾"H	H54	546	17.0	\$3441
	Vertical File — 4-Drawer, Legal 20¾"W x 25"D x 52¾"H	H54C	596	21.0	\$3512

Open Market

GSA — Above models receive Open Market discounting.

How to specify	1st Option	2nd Option
<p>Select Model Number from above</p> <p>H 5 2 .</p>	<p>Select Lock Option</p> <p>P Lock</p> <p>P .</p>	<p>Select Paint Color</p> <p>P Black Q Light Gray L Putty</p> <p>P </p>

LATERAL FILES

- ▶ Telescoping suspension.
- ▶ Non-asbestos.
- ▶ Available in Putty, Black and Gray only; see page 423.
- ▶ Rated: Filing Device Class 350, 1700° for one hour with drop test.
- ▶ Insulated in drawer face and between drawers.
- ▶ UL listed.
- ▶ 4 hangrails per opening, standard.
- ▶ Black, plastic recessed drawer pulls.
- ▶ **Full Lifetime Warranty.**
- ▶ **⚠ Lock is NOT core removable.**



	Lateral File — 2-Drawer 31⅞"W x 22⅞"D x 27¾"H	H32	436	11.0	\$3245
--	--------------------------------------------------	------------	-----	------	--------

Open Market

	Lateral File — 4-Drawer 31⅞"W x 22⅞"D x 52¾"H	H34	723	26.0	\$4968
--	--------------------------------------------------	------------	-----	------	--------

Open Market

NOTES: Lateral Drawer inside dimensions: 25⅜"W x 15⅞"D x 10⅞"H

GSA — Above models receive Open Market discounting.

How to specify	1st Option	2nd Option
<p>Select Model Number from above</p> <p>H 5 2 .</p>	<p>Select Lock Option</p> <p>P Lock</p> <p>P .</p>	<p>Select Paint Color</p> <p>P Black Q Light Gray L Putty</p> <p>P </p>

Icon Legend on page 11

► Laminate tops are abrasion-resistant, high-pressure laminate.

► Hanging file racks, dividers and extended hangrails available in Gray only.

► Compatible with Flagship®, Brigade® 800, 700, 600, and 500 Series Lateral Files.



	Description	Model	Ship Weight	Cube	List		
	Radius Edge Laminate Top 30''W x 19¼''D x 1⅛'' Thick 36''W x 19¼''D x 1⅛'' Thick 42''W x 19¼''D x 1⅛'' Thick 60''W x 19¼''D x 1⅛'' Thick 72''W x 19¼''D x 1⅛'' Thick	H518330 H518336 H518342 H518360 H518372	20.0 [S] 25.0 [S] 30.0 [S] 64.0 75.0	2.1 2.5 2.9 3.9 5.0	\$ 299 \$ 330 \$ 379 \$ 494 \$ 549		
	NOTES: Compatible with Brigade® 800, 700, 600, and 500 Series Lateral Files.						
		Square Edge Laminate Top 30''W x 19¼''D x 1⅛'' Thick 36''W x 19¼''D x 1⅛'' Thick 42''W x 19¼''D x 1⅛'' Thick 60''W x 19¼''D x 1⅛'' Thick 72''W x 19¼''D x 1⅛'' Thick 84''W x 19¼''D x 1⅛'' Thick	H519489 H519480 H519481 H519490 H519482 H519483	20.0 [S] 25.0 [S] 30.0 [S] 32.0 40.0 48.0	2.1 2.5 2.9 3.9 5.0 6.1	\$ 285 \$ 312 \$ 355 \$ 471 \$ 517 \$ 567	
		NOTES: Compatible with Brigade® 800, 700, 600, and 500 Series Lateral Files.					
			Radius Edge Laminate Top 30''W x 18''D x 1⅛'' Thick 36''W x 18''D x 1⅛'' Thick 42''W x 18''D x 1⅛'' Thick 60''W x 18''D x 1⅛'' Thick 66''W x 18''D x 1⅛'' Thick 72''W x 18''D x 1⅛'' Thick	H918530 H918536 H918542 H918560 H918566 H918572	20.0 [S] 25.0 [S] 30.0 [S] 32.0 40.0 48.0	1.6 1.8 2.1 3.0 3.2 3.5	\$ 289 \$ 355 \$ 399 \$ 498 \$ 544 \$ 589
			NOTES: Compatible with Flagship® 18''D Lateral Files only.				
			Square Edge Laminate Top 30''W x 18''D x 1⅛'' Thick 36''W x 18''D x 1⅛'' Thick 42''W x 18''D x 1⅛'' Thick 60''W x 18''D x 1⅛'' Thick 66''W x 18''D x 1⅛'' Thick 72''W x 18''D x 1⅛'' Thick	H919430 H919436 H919442 H919460 H919466 H919472	20.0 [S] 25.0 [S] 30.0 [S] 32.0 40.0 48.0	1.6 1.8 2.1 3.0 3.2 3.5	\$ 273 \$ 342 \$ 375 \$ 475 \$ 544 \$ 557
			NOTES: Compatible with Flagship® 18''D Lateral Files only.				
			Single Rail Hanging File Racks (4/pack) NOTES: For front-to-back filing — 30''W, 36''W and 42''W files. Order one package per drawer for 42''W files. One package will do two 30''W or 36''W file drawers. Racks span between 15¼''W rails. ▲ Gray only.	H919491	1.0 [S]	0.4	\$ 41
				Double-Rail Hanging File Racks (2/pack) NOTES: For 3 rows front-to-back — 42''W files. Order one package per drawer. Racks span between 15¼''W rails. ▲ Gray only.	H919492	1.5 [S]	0.4
		Dividers (10/pack) 7½''H x 15''D ▲ Gray only.		H515704	12.0 [S]	0.5	\$ 105
			Extended Hangrails — 4¼''H (5/pack) For 30''W Lateral Files For 36''W Lateral Files For 42''W Lateral Files	H919530 H919536 H919542	9.0 [S] 11.0 [S] 13.0 [S]	0.2 0.3 0.3	\$ 126 \$ 126 \$ 126
NOTES: Installs over side-to-side hangrail to create a full height back.							
▲ Gray only.							

How to specify	Select Model Number from above	1st Option
	H 5 1 8 3 3 0 .	Select Laminate See page 422 N

Icon Legend on page 11

Pedestal Accessories

GSA SIN 711-1, 711-2 Except as Noted



Description	Model	Ship Weight	Cube	List by Paint Grade		
				Core	Choice/ Metallics	Custom
 Spacers 1 3/8" H x 19 7/8" D x 15" W 1 3/8" H x 22 7/8" D x 15" W 1 3/8" H x 28 7/8" D x 15" W	H11620PC	6 	0.2	\$ 64	\$ 70	\$ 75
	H11623PC	7 	0.3	\$ 77	\$ 83	\$ 88
	H11630PC	8 	0.4	\$ 87	\$ 93	\$ 98

GSA — Above models receive Initiate Panel System discounting.




NOTES: Spacers are mounted on 26 7/8" H pedestals with optional glides when used to support a worksurface at 29 1/2" high. Spacers can also be used as a cosmetic filler under 29 1/2" H worksurfaces.

⚠ Not designed to be used with hanging pedestals.

How to specify	Select Model Number from above H 1 1 6 2 0 P C .	1st Option Select Paint Color See page 423 T 1
----------------	----------------------------------------------------------------------------	--------------------------------------------------------------------



Description	Model	Ship Weight		Cube	List
 Laminate Tops 19 7/8" D x 15" W 22 7/8" D x 15" W 28 7/8" D x 15" W	H21520TP	13.0 	1.0	\$ 181	
	H21523TP	15.0 	1.1	\$ 220	
	H21529TP	19.0 	1.4	\$ 239	

GSA — Above models receive Initiate Panel System discounting.

Description	Model	Ship Weight	Cube	List
Counterweight — Freestanding Support Pedestals	HPCW1	18.0	0.1	\$ 138
 Follower Block — 1-Pack. Gray only.	HF80	1.0	0.3	\$ 33
 Double-Rail Hanging File Racks — 2-Pack. Gray only (for side-to-side).	H519495	0.5	0.5	\$ 21
 Adjustable Glides — 4-Pack Field-installable, used to convert mobile pedestals to freestanding support pedestals.	H20040AG	1.0	0.6	\$ 40

GSA — Above models receive Initiate Panel System discounting.

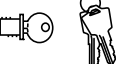


NOTES: Hardware included.

Description	Model	Ship Weight	Cube	List
 Caster Package — Field Installable Four Casters (2 swivel, 2 fixed)	H1050CST	1.0 	0.6	\$ 30

GSA — Above models receive Initiate Panel System discounting.

NOTES: Used to convert Freestanding Support Pedestals to Mobile Pedestals.

⚠ Not designed to be used on pedestals without a counterweight.

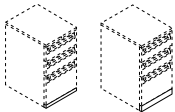
Description	Model	Ship Weight	Cube	List
 Lock Core Replacement Kit — Chrome (Specify quantity of each key number from 101E-225E.) Contains one core, two keys, one core removable tool and instructions. Refer to page 718.	HF23C	0.1 	0.1	\$ 28
Master Key (one key) — Available to authorized dealers only.	HF22	0.1 	0.1	\$ 16

GSA — Above models receive Vertical, Lateral & Shelf File discounting.

How to specify	Select Model Number from above H 2 1 5 2 0 T P .	1st Option Select Laminate See page 422 G 1
----------------	----------------------------------------------------------------------------	-----------------------------------------------------------------

Flush Kick Plates

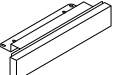



GSA SIN 711-3



► Mounts to base of pedestal to provide a flush appearance to coordinate with laterals, file centers and storage towers.

► Kick plate is field-installable.




Description	Model	Ship Weight	Cube	List by Paint Grade		
				Core	Choice/ Metallics	Custom
 Flush Front Kick Plate For 28" H Pedestals	HKP2800	3 	0.2	\$ 77	\$ 83	\$ 88
 Flush Front Kick Plate For 26 7/8" H Pedestals	HKP2678	3 	0.2	\$ 77	\$ 83	\$ 88


GSA — Above models receive Initiate Panel System discounting.

How to specify	Select Model Number from above H K P 2 8 0 0 .	1st Option Select Paint Color See page 423 P
----------------	------------------------------------------------------------------------	----------------------------------------------------------------

   Icon Legend on page 11



Model H212



Model H252B



Model H312



Model HH322



Model H512

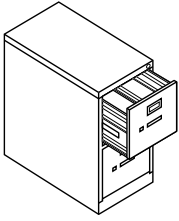
Vertical files listed below meet or exceed ANSI/BIFMA and ISTA performance standards. They are available in 15''W letter and 18 1/4''W legal widths.

Series	Depth	Heights Available	Suspension Style	Lock	Accepts Hanging Files	Features
210 Series	28 1/2''	2 dwr 4 dwr 5 dwr	Three-part telescoping, ball-bearing steel suspension	INCLUDED core removable	YES (Hangrails not required)	Spring-loaded follower block
250B Series	28 1/2''	2 dwr 4 dwr 5 dwr	Three-part telescoping, ball-bearing steel suspension	INCLUDED core removable	YES (Hangrails not required)	Spring-loaded follower block Fully enclosed security base
310 Series	26 1/2''	2 dwr 4 dwr 5 dwr	Three-part telescoping, ball-bearing steel suspension	INCLUDED core removable	YES (Hangrails not required)	Spring-loaded follower block
H320 Series	26 1/2''	2 dwr 4 dwr	Full cradle suspension	INCLUDED core removable	YES (Hangrails not required)	Adjustable wire follower
510 Series	25''	2 dwr 4 dwr	Full cradle suspension	INCLUDED core removable	YES (Hangrails not required)	Adjustable wire follower

210 Series Vertical Files

GSA SIN 711-3

HON



- ▶ High capacity file, 28½" Case depth with 27 front-to-back filing inches per drawer.
- ▶ Letter or legal sizes available.
- ▶ Three-part, telescoping, steel ball-bearing suspension.
- ▶ Bright aluminum drawer pulls, label holders and thumb latch.
- ▶ Standard interchangeable core removable locks. Equipped with HON "One Key" system.
- ▶ Accepts hanging files. High drawer sides hold hanging file folders without use of hangrails.
- ▶ Spring loaded follower block with positive side-action positioning, is adjustable on ⅜" centers.
- ▶ Baked enamel finish over rust-inhibiting phosphate pre-treatment.

△ **Keyed alike cores must be ordered separately — see page 718.**

**Description****Model****Ship Weight****Cube****Core****List by Paint Grade****Choice/****Metallics****Custom**

Vertical File — 2 Drawer
15" W x 28½" D x 29" H, Letter
18¼" W x 28½" D x 29" H, Legal

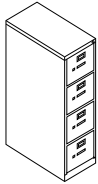
H212
H212C

65 9.2
71 11.0

\$ 567
\$ 647

\$ 593
\$ 673

\$ 619
\$ 699



Vertical File — 4 Drawer
15" W x 28½" D x 52" H, Letter
18¼" W x 28½" D x 52" H, Legal

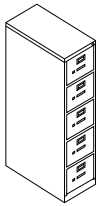
H214
H214C

114 16.1
123 19.2

\$ 737
\$ 824

\$ 778
\$ 865

\$ 820
\$ 907



Vertical File — 5 Drawer
15" W x 28½" D x 60" H, Letter
18¼" W x 28½" D x 60" H, Legal

H215
H215C

136 18.5
145 22.1

\$ 987
\$ 1102

\$ 1028
\$ 1143

\$ 1070
\$ 1185

NOTE: See page 465 for Vertical File Accessories.

How to specify

Select Model Number from above

H 2 | 1 | 2 | .

1st Option

Select Lock Option

P Lock

P | .

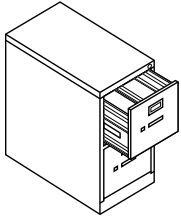
2nd Option

Select Paint Color

See page 423


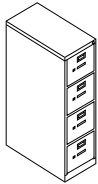
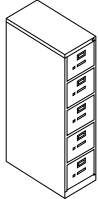
T | 1 |

Icon Legend on page 11



- ▶ High capacity file, 28½" Case depth with 27 front-to-back filing inches per drawer.
 - ▶ Letter or legal sizes available.
 - ▶ High drawer sides eliminates need for handrails.
 - ▶ Three-part, telescoping, ball-bearing suspension.
 - ▶ **Fully enclosed security base.**
 - ▶ Aluminum drawer pulls, label holders and thumb latch.
 - ▶ Standard interchangeable core removable locks. Equipped with HON "One Key" system.
 - ▶ Spring loaded follower block with positive side-action positioning, is adjustable on ⅜" centers.
 - ▶ Baked enamel finish over rust-inhibiting phosphate pre-treatment.
- ⚠ **Keyed alike cores must be ordered separately — see page 718.**



	Description	Model	Ship Weight	Cube	List by Paint Grade		
					Core	Choice/Metallics	Custom
	Vertical File — 2 Drawer						
	15"W x 28½"D x 29"H, Letter	H252B	74	9.2	\$ 646	\$ 672	\$ 698
	18¼"W x 28½"D x 29"H, Legal	H252CB	81	10.0	\$ 728	\$ 754	\$ 780
	Vertical File — 4 Drawer						
	15"W x 28½"D x 52"H, Letter	H254B	172	16.5	\$ 878	\$ 919	\$ 961
	18¼"W x 28½"D x 52"H, Legal	H254CB	142	19.7	\$ 981	\$1022	\$1064
	Vertical File — 5 Drawer						
	15"W x 28½"D x 60"H, Letter	H255B	155	19.0	\$1155	\$1196	\$1238
	18¼"W x 28½"D x 60"H, Legal	H255CB	169	22.6	\$1283	\$1324	\$1366

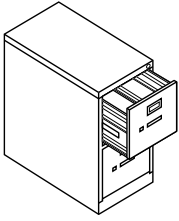
NOTE: See page 465 for Vertical File Accessories.

How to specify	Select Model Number from above	1st Option	2nd Option
	Select Lock Option	Select Paint Color	
	P Lock	See page 423	
	P .	T 1	

310 Series Vertical Files

GSA SIN 711-3


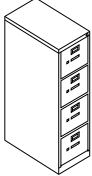
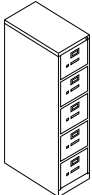
HON



- ▶ 26½" Case depth with 25 front-to-back filing inches per drawer.
- ▶ Letter or legal sizes available.
- ▶ Three-part, telescoping, steel ball-bearing suspension.
- ▶ Bright aluminum drawer pulls, label holders and thumb latch.
- ▶ Standard interchangeable core removable locks. Equipped with HON "One Key" system.
- ▶ Accepts hanging files. High drawer sides hold hanging file folders without use of hangrails.
- ▶ Spring loaded follower block with positive side-action positioning, is adjustable on ½" centers.
- ▶ Baked enamel finish over rust-inhibiting phosphate pre-treatment.


△ **Keyed alike cores must be ordered separately — see page 718.**

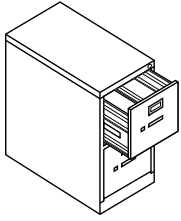


	Description	Model	Ship Weight	Cube	List by Paint Grade		
					Core	Choice/Metallics	Custom
	Vertical File — 2 Drawer 15"W x 26½"D x 29"H, Letter 18¼"W x 26½"D x 29"H, Legal	H312 H312C	60 66	8.6 10.2	\$ 352	\$ 378	\$ 404
					\$ 420	\$ 446	\$ 472
	Vertical File — 4 Drawer 15"W x 26½"D x 52"H, Letter 18¼"W x 26½"D x 52"H, Legal	H314 H314C	107 116	15.0 18.0	\$ 480	\$ 521	\$ 563
					\$ 551	\$ 592	\$ 634
	Vertical File — 5 Drawer 15"W x 26½"D x 60"H, Letter 18¼"W x 26½"D x 60"H, Legal	H315 H315C	128 137	17.3 21.0	\$ 706	\$ 747	\$ 789
					\$ 790	\$ 831	\$ 873

NOTE: See page 465 for Vertical File Accessories.

How to specify	1st Option	2nd Option
Select Model Number from above H 3 1 2 .	Select Lock Option P Lock P .	Select Paint Color See page 423 T 1

 Icon Legend on page 11



- ▶ High capacity file, 26½" Case depth with 25 front-to-back filing inches per drawer.
- ▶ Letter or legal sizes available.
- ▶ Full cradle drawer suspension.
- ▶ Bright aluminum drawer pulls, label holders and thumb latch.
- ▶ Standard interchangeable core removable locks. Equipped with HON "One Key" system.
- ▶ Accepts hanging files. High drawer sides hold hanging file folders without use of hangrails.
- ▶ Adjustable wire follower.
- ▶ Baked enamel finish over rust-inhibiting phosphate pre-treatment.

⚠ **Keyed alike cores must be ordered separately — see page 718.**



	Description	Model	Ship Weight	Cube	List by Paint Grade		
					Core	Choice/Metallics	Custom
	Vertical File — 2 Drawer						
	15"W x 26½"D x 29"H, Letter	HH322	60	8.6	\$ 321	\$ 347	\$ 373
	18¼"W x 26½"D x 29"H, Legal	HH322C	66	10.2	\$ 384	\$ 410	\$ 436
	Vertical File — 4 Drawer						
	15"W x 26½"D x 52"H, Letter	HH324	106	15.0	\$ 446	\$ 487	\$ 529
	18¼"W x 26½"D x 52"H, Legal	HH324C	116	18.0	\$ 512	\$ 553	\$ 595

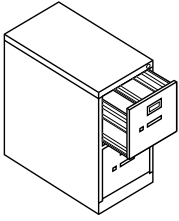
NOTE: See page 465 for Vertical File Accessories.

How to specify	Select Model Number from above	1st Option	2nd Option
	Select Lock Option	Select Paint Color	
	H 3 2 2 2 .	P Lock P .	See page 423 T 1

510 Series Vertical Files

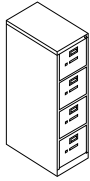
GSA SIN 711-3

HON



- ▶ 25" Case depth with 23½" front-to-back filing inches per drawer.
- ▶ Letter and legal sizes are available.
- ▶ Full cradle drawer suspension.
- ▶ Bright aluminum drawer pulls, label holders and thumb latch.
- ▶ Standard interchangeable core removable locks. Equipped with HON "One Key" system.
- ▶ Accepts hanging files. High drawer sides hold hanging file folders without use of hangrails.
- ▶ Adjustable wire follower.
- ▶ Baked enamel finish over rust-inhibiting phosphate pre-treatment.

△ **Keyed alike cores must be ordered separately — see page 718.**



Description

Model

Ship Weight

Cube

Core

List by Paint Grade

Choice/

Metallics

Custom

Vertical File — 2 Drawer
15" W x 25" D x 29" H, Letter
18¼" W x 25" D x 29" H, Legal

H512
H512C

58
63

8.0
9.7

\$ 306
\$ 367

\$ 332
\$ 393

\$ 358
\$ 419

Vertical File — 4 Drawer
15" W x 25" D x 52" H, Letter
18¼" W x 25" D x 52" H, Legal

H514
H514C

102
112

14.3
17.0

\$ 413
\$ 478

\$ 454
\$ 519

\$ 496
\$ 561

NOTE: See page 465 for Vertical File Accessories.

How to specify

**Select Model Number
from above**

H 5 | 1 | 2 .

1st Option

Select Lock Option

P Lock

P .




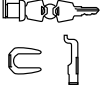




2nd Option

Select Paint Color

See page 423

T | 1

Icon Legend on page 11

	Description	Model	Ship Weight	Cube	List
 SIN 711-3	Follower Block (4/pack)				
	Legal	HF60	8.0 	0.6	\$ 66
	Letter	HF50	7.0 	0.5	\$ 62
 <i>Lock info page 718.</i> SIN 711-3 SIN 711-2 for HF24	Chrome Core Removable Lock Kit (Field installable)	HF24	0.2 	0.2	\$ 37
	Specify key number from 101E-225E. Lock info page 718.				
	Bulk Package — 25 HF24 Lock Kits (Individually shrink wrapped)	HF2425	6.3 	0.5	\$ 757
	Bulk Package — 50 HF24 Lock Kits (Individually shrink wrapped)	HF2450	12.5 	0.9	\$1419
	Bulk Package — 50 HF24 Lock Kits (Component parts in bag)	HF2451	12.5 	0.9	\$1176

△ Bulk Package key numbers are at random and cannot be specified.

GSA — Above models receive Vertical, Lateral & Shelf File discounting.

How to specify

Select Model Number
from above

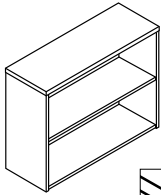
H | F | 6 | 0

  Icon Legend on page 11

10500 Series Laminate Bookcases

GSA SIN 711-8

HON

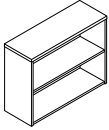
Square Corner
Edge Detail

- ▶ 10500 Series Casegoods smooth, flat edge detail (see pages 192-213) and complements many other furniture designs.
- ▶ Fully finished back.

- ▶ Replaces 1980 Series Laminate Bookcases
- ▶ Bottom shelf, top and end panel are 1 1/8" thick. Interior shelves are 3/4" thick.

- ▶ All surfaces finished in abrasion- and stain-resistant thermal-fused laminate over solid core high-performance particleboard.

- ▶ Adjustable hex leveling glides allow floorstanding bookcases to be easily leveled without lifting the unit; glides have 3/4" adjustable range.



Description

Laminate Bookcase

- 36" W x 13 1/8" D x 29 5/8" H, 2-Shelf
- 36" W x 13 1/8" D x 43 3/8" H, 3-Shelf
- 36" W x 13 1/8" D x 57 1/8" H, 4-Shelf
- 36" W x 13 1/8" D x 71" H, 5-Shelf

Model

Ship
Weight

Cube

List

H105532

90

11.0

\$ 358

H105533

122

15.6

\$ 462

H105534

156

20.3

\$ 545

H105535

187

25.4

\$ 654

NOTES: Ships fully assembled. Fixed shelves. Inside shelf dimensions on all units are 33 11/16" W x 11 15/16" D x 12 15/16" H.

10500 Series Laminate Bookcases

- ▶ Available Laminate Colors:

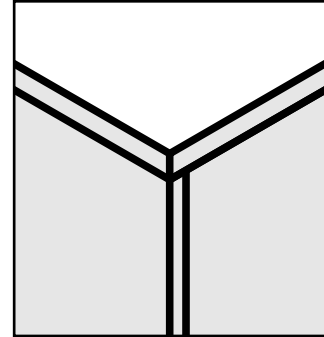
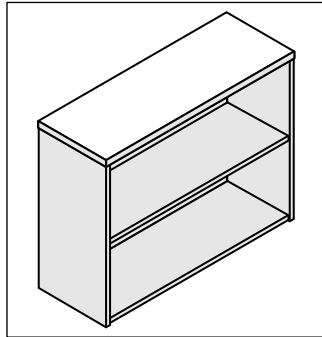
Woodgrain: Bourbon Cherry (HH), Columbian Walnut (ZZ), Harvest (CC), Henna Cherry (JJ), Mahogany (NN), Natural Maple (DD) and Shaker Cherry (FF).
Solid: Black (PP) and Charcoal (SS).

Patterned Top:* Grey Tigris (L6), Sheer Mesh (A5), Silver Mesh (B9), Canyon Zephyr (K9) and Desert Zephyr (K8).

*Patterned Laminates are available with the following chassis/edgebanding laminate selection: Black (P), Bourbon Cherry (H), Charcoal (S), Columbian Walnut (Z), Harvest (CC), Henna Cherry (J), Mahogany (N), Natural Maple (D) and Shaker Cherry (F). Edgebanding around top will match chassis laminate color selected.

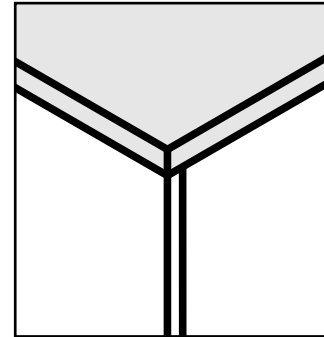
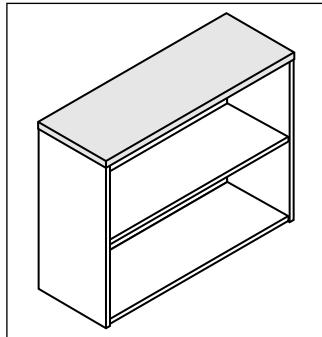
Two-Tone (top/chassis): Top and edge banding are the same, chassis is different laminate color: Black/Charcoal (PS), Bourbon Cherry/Black (HP), Bourbon Cherry/Charcoal (HS), Charcoal/Black (SP), Columbian Walnut/Black (ZP), Columbian Walnut/Charcoal (ZS), Harvest/Black (CP), Harvest/Charcoal (CS), Henna Cherry/Black (JP), Henna Cherry/Charcoal (JS), Mahogany/Black (NP), Mahogany/Charcoal (NS), Natural Maple/Black (DP), Natural Maple/Charcoal (DS), Shaker Cherry/Black (FP), Shaker Cherry/Charcoal (FS).

Patterned Top



Edge Band Around Top/Laminate Base

Two-Tone Laminate Top/Edge Banding



Laminate Base

How to specify

Select Model Number
from above

H 1 0 5 5 3 2 .

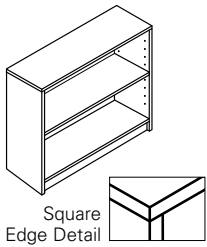
1st Option

Select Laminate

See page 422

N N

Icon Legend on page 11

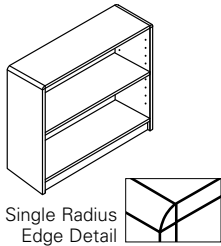


- ▶ Square edge profile complements many different furniture designs.
 - ▶ Abrasion- and stain-resistant laminate, over durable solid core, high-performance particleboard.
 - ▶ 3/4" thick shelves adjust in 1/4" increments to suit a variety of storage needs (two shelves are fixed in 5- and 6-shelf units).
 - ▶ Cam-lock fasteners and wood dowels ensure pieces go together easily and precisely.
 - ▶ Equipped with four adjustable leveling glides.
 - ▶ Shelves will deflect under large amounts of weight.
 - ▶ 1/8" hardboard back panel.
 - ▶ All bookcases are 36"W x 11 1/2"D.
 - ▶ Extra shelves available as an option.
 - ▶ Optional doors available to conceal lower shelf contents.
 - ▶ Choose from Harvest, Henna Cherry or Mahogany.
 - ▶ Easy-to-assemble instructions included.
- ▲ **Designed to be used with small office-home office applications.**



	Description	Model	Ship		
			Weight	Cube	List
	Laminate Bookcase				
	36"W x 11 1/2"D x 29 7/8"H, 2-Shelf	H1871 E◆A	48	1.5	\$ 196
	36"W x 11 1/2"D x 36 1/8"H, 3-Shelf	H1872 E◆A	60	1.7	\$ 217
	36"W x 11 1/2"D x 48 3/4"H, 4-Shelf	H1874 E◆A	77	2.6	\$ 263
	36"W x 11 1/2"D x 60 1/8"H, 5-Shelf	H1875 E◆A	92	2.8	\$ 311
	36"W x 11 1/2"D x 72 5/8"H, 6-Shelf	H1876 E◆A	109	3.4	\$ 358
	36"W x 11 1/2"D x 84"H, 6-Shelf	H1877 E◆A	124	4.5	\$ 408
	Set of doors with hinges used to conceal lower shelf contents 36"W x 25 3/4"H	H1801 E◆A	23	1.0	\$ 158
	Extra shelf for all models 34 1/4"W x 11 3/8"D x 3/4" thick	H1802	11	0.9	\$ 90

How to specify	Select Model Number from above	1st Option
	H 1 8 7 1 .	Select Laminate C Harvest J Henna Cherry N Mahogany N



- ▶ Tops feature radius trim made of attractive hardwood – complements many furniture designs.
 - ▶ Abrasion- and stain-resistant laminate, over durable solid core, high-performance particleboard.
 - ▶ 3/4" thick shelves adjust in 1/4" increments to suit a variety of storage needs (two shelves are fixed in 5- and 6-shelf units).
 - ▶ Cam-lock fasteners and wood dowels ensure pieces go together easily and precisely.
 - ▶ Equipped with four adjustable leveling glides.
 - ▶ Shelves will deflect under large amounts of weight.
 - ▶ 1/8" hardboard back panel.
 - ▶ All bookcases are 36"W x 11 1/2"D.
 - ▶ Extra shelves available as an option.
 - ▶ Optional doors available to conceal lower shelf contents.
 - ▶ Choose from Harvest, Henna Cherry or Mahogany.
 - ▶ Easy-to-assemble instructions included.
- ▲ **Designed to be used with small office-home office applications.**



	Description	Model	Ship		
			Weight	Cube	List
	Laminate Bookcase				
	36"W x 11 1/2"D x 29 7/8"H, 2-Shelf	H1891 E◆A	48	1.5	\$ 218
	36"W x 11 1/2"D x 36 1/8"H, 3-Shelf	H1892 E◆A	60	1.7	\$ 239
	36"W x 11 1/2"D x 48 3/4"H, 4-Shelf	H1894 E◆A	77	2.6	\$ 285
	36"W x 11 1/2"D x 60 1/8"H, 5-Shelf	H1895 E◆A	92	2.8	\$ 333
	36"W x 11 1/2"D x 72 5/8"H, 6-Shelf	H1896 E◆A	109	3.4	\$ 380
	36"W x 11 1/2"D x 84"H, 6-Shelf	H1897 E◆A	124	4.5	\$ 430
	Set of doors with hinges used to conceal lower shelf contents 36"W x 25 3/4"H	H1801 E◆A	23	1.0	\$ 158
	Extra shelf for all models 34 1/4"W x 11 3/8"D x 3/4" thick	H1802	11	0.9	\$ 90

How to specify	Select Model Number from above	1st Option
	H 1 8 9 1 .	Select Laminate C Harvest J Henna Cherry N Mahogany N

Icon Legend on page 11

basyx® Lateral Files

Not on GSA Contract



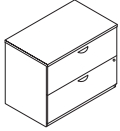
- ▶ **basyx® by HON 5-year Limited Warranty.**
- ▶ Lateral files ship assembled.
- ▶ File drawers operate on ball-bearing suspension with full extension.

- ▶ Hangrails are included for side-to-side letter or legal filing in all drawers.
- ▶ Hangrails are included for front-to-back filing in the veneer and laminate laterals.

- Laminate**
- ▶ Scratch- and stain-resistant thermal-fused laminate surfaces.
 - ▶ Standard with black pulls.

- Veneer**
- ▶ UV coating for a durable finish.
 - ▶ Standard with black pulls.
 - ▶ Hardwood veneer multi-step finishing process.
 - ▶ Hardwood veneer tops are hand rubbed to a beautiful sheen.

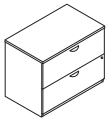
- Steel**
- ▶ Reinforced case construction.
 - ▶ Two adjustable leveling glides in front corners.
 - ▶ Baked enamel finish.
 - ▶ Monochromatic drawer pulls.



Description	Model	Ship Weight	Cube	List
BW Series Veneer Lateral File — 2 Drawer 36''W x 24''D x 29''H	HBW2170	155	17.8	\$ 932

NOTES: Drawers lock. Features full extension drawers with ball-bearing suspensions and a removable top so that it can either be used under a shell or as a freestanding unit. Top is 1'' beaded edge.

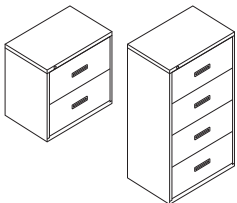
How to specify	<p>Select Model Number from above</p> <p>H B W 2 1 7 0 .</p>	<p>1st Option</p> <p>Select Veneer Finish</p> <p>HH Bourbon Cherry NN Mahogany</p> <p>H H </p>
----------------	------------------------------------------------------------------------------------------	-----------------------------------------------------------------------------------------------------------------------------------



Description	Model	Ship Weight	Cube	List
BL Series Laminate Lateral Files — 2 Drawer 35¾''W x 22''D x 29''H	HBL2170	176	18.6	\$ 537
35½''W x 22''D x 29''H	HBL2171	176	19.3	\$ 466

NOTES: Drawers lock. Features full extension drawers with ball-bearing suspensions.

How to specify	<p>Select Model Number from above</p> <p>H B L 2 1 7 0 .</p>	<p>1st Option</p> <p>Select Laminate Finish</p> <p>NN Mahogany A1A1 Medium Cherry</p> <p>N N </p>
----------------	------------------------------------------------------------------------------------------	--------------------------------------------------------------------------------------------------------------------------------------



Description	Model	Ship Weight	Cube	List
400 Series Steel Lateral Files 30''W x 19¼''D x 28⅝''H — 2 Drawer	H432	109	12.4	\$ 521
30''W x 19¼''D x 53¼''H — 4 Drawer	H434	169	22.1	\$ 746
36''W x 19¼''D x 28⅝''H — 2 Drawer	H482	124	12.4	\$ 555
36''W x 19¼''D x 53¼''H — 4 Drawer	H484	185	22.1	\$ 846

NOTES: Drawers lock. Features ball-bearing slide suspensions.

How to specify	<p>Select Model Number from above</p> <p>H 4 3 2 .</p>	<p>1st Option</p> <p>Select Lock Option</p> <p>L Lock</p> <p>L .</p>	<p>2nd Option</p> <p>Select Paint Color</p> <p>P Black Q Light Gray L Putty P </p>
----------------	------------------------------------------------------------------------------	---------------------------------------------------------------------------------------------	------------------------------------------------------------------------------------------------------------------------------------

Icon Legend on page 11 Discontinued 12/31/2011.

► **basyx® by HON 5-year Limited Warranty.**

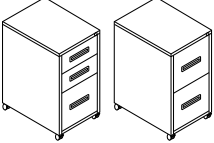
Embark® Pedestals

- Fit under all *basyx®* by HON worksurfaces and desk shells.
- Pull color matches paint selection.
- File drawers have high sides for filing front-to-back.

- Box drawers feature nylon roller suspensions with 75% extension.
- File drawers feature 90% extension cradles with triple-tied suspensions.
- Wire dividers in file drawers.


H410 Series Vertical Files

- High drawer sides.
- Full cradle drawer suspension.
- 10 Nylon rollers per drawer.
- Bright aluminum drawer pulls, label holders and thumb latch.

Description	Model	Ship Weight	Cube	List
 <p>Embark® Standard-height Mobile Pedestals 15''W x 22''D x 28''H, Box/Box/File 15''W x 22''D x 28''H, File/File</p> <p>NOTES: Drawers lock. Fit under all 29''H or higher worksurfaces and desk shells.</p>	H1623M	49	6.6	\$ 380
	H1624M	44	6.6	\$ 380

SIN 711-1

How to specify	1st Option	2nd Option
<p>Select Model Number from above</p> <p>H 1 6 2 3 M .</p>	<p>Select Lock Option</p> <p>L Lock</p> <p>L .</p>	<p>Select Paint Color</p> <p>P Black Q Light Gray L Putty</p> <p>P </p>

Description	Model	Ship Weight	Cube	List
 <p>H410 Series Vertical Files — Letter 15''W x 22''D x 26¹/₁₆''H, 2-drawer 15''W x 22''D x 48³/₄''H, 4-drawer</p> <p>NOTES: Drawers lock. High drawer sides allow filing front to back without hangrails.</p>	HH412	44	6.5	\$ 247
	HH414	79	11.9	\$ 341

How to specify	1st Option	2nd Option
<p>Select Model Number from above</p> <p>H H 4 1 2 .</p>	<p>Select Lock Option</p> <p>P Lock</p> <p>P .</p>	<p>Select Paint Color</p> <p>P Black Q Light Gray L Putty</p> <p>P </p>

► **basyx[®] by HON 5-year Limited Warranty.**

BL2175 Storage Cabinet

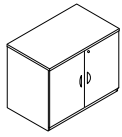
- Ships assembled.
- Standard with black pulls.
- Shelf adjusts in 2½" increments.

ETA (Easy To Assemble) Storage Cabinets

- Shelves adjust in 1¹³/₁₆" increments.
- Easy to assemble.

- Standard radius handle on right side of door.
- Magnetic door clip keeps doors shut when in unlocked position.

index accessories education tables seating workstations desks storage & files



Description

BL Series Laminate Storage Cabinet — 2-door
35¾" W x 22" D x 29" H

Model

HBL2175

Ship Weight

126

Cube

18.6

List

\$ 397

NOTES: Doors lock. Includes one adjustable shelf which adjusts in 2½" increments and a removable top so that it can either be used under a shell or as a freestanding unit.

How to specify

Select Model Number from above

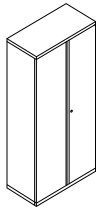
H | B | L | 2 | 1 | 7 | 5 | .

1st Option

Select Laminate

- NN** Mahogany
- A1A1** Medium Cherry

N | N



Description

ETA Storage Cabinets

- 36" W x 18" D x 72" H, 5-shelf, locking
- 36" W x 18" D x 42¾" H, 3-shelf, locking
- 36" W x 18" D x 1" H, Additional shelf

NOTES: 5-shelf unit has four adjustable shelves.

Model

- HC187236 E♦A**
- HC184236 E♦A**
- HCSH1836 E♦A**

Ship Weight

- 101
- 67
- 10

Cube

- 5.5
- 3.7
- 1.0

List

- \$ 513
- \$ 419
- \$ 63

How to specify

Select Model Number from above

H | C | 1 | 8 | 7 | 2 | 3 | 6 | .

1st Option

Select Paint Color

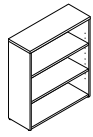
- Q** Light Gray
- L** Putty

Q

E♦A Icon Legend on page 11

► **basyx[®] by HON 5-year Limited Warranty.**

- BW/BL**
- Shelves are 1" thick.
 - Shelves are adjustable in 1/4" increments.
 - Finished outer back panel.

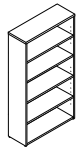


Description	Model	Ship Weight	Cube	List
BW Series Veneer Bookcases 35 ⁵ / ₈ "W x 13"D x 41"H, 3-shelf	HBW2191 E♦A	102	5.5	\$ 463
35 ⁵ / ₈ "W x 13"D x 66"H, 5-shelf	HBW2193 E♦A	161	8.9	\$ 670

NOTES: 3-shelf unit features two adjustable shelves; 5-shelf unit features three adjustable shelves. Top is 1" beaded edge.

How to specify

<p>Select Model Number from above</p> <p>H B W 2 1 9 1 .</p>	<p>1st Option</p> <p>Select Veneer Finish</p> <p>HH Bourbon Cherry NN Mahogany</p> <p>H H</p>
----------------------------------------------------------------------------------------	---------------------------------------------------------------------------------------------------------------------------------



Description	Model	Ship Weight	Cube	List
BL Series Laminate Bookcases — 5-Shelf 35 ⁵ / ₈ "W x 13"D x 66"H	HBL2193 E♦A D	167	10.1	\$ 302
32"W x 13 ¹⁹ / ₁₆ "D x 65 ³ / ₁₆ "H	HBL2194 E♦A	167	11.1	\$ 257

NOTES: HBL2193 features three adjustable shelves and HBL2194 features four adjustable shelves.

How to specify

<p>Select Model Number from above</p> <p>H B L 2 1 9 3 .</p>	<p>1st Option</p> <p>Select Laminate</p> <p>NN Mahogany A1A1 Medium Cherry</p> <p>N N</p>
----------------------------------------------------------------------------------------	-----------------------------------------------------------------------------------------------------------------------------

E♦A Icon Legend on page 11 **D** Discontinued 12/31/2011.