

BETWEEN™ TABLES



Between™ Tables shown with Ignition® ReActiv® Back Seating.

TABLES

BETWEEN™ TABLES

The rise of mobile workers. Increased desire for socialization. Escalating real estate costs. These trends are driving inventive ways of getting the job done. This new approach requires getting the most out of every inch of space by adding versatile tables that add value and increase productivity. Whether you're working here, there or anywhere Between, this table collection's got you covered.



FEATURES

- Choose from round, square and soft square tops.
- 1/8" thick worksurface provides a sturdy foundation for work.
- Scratch-, spill- and stain-resistant laminate stands up to heavy use.
- Easily attach a base using pre-drilled holes.
- Choose from one of 24 attractive laminate finishes and 21 edgeband colors.

BETWEEN™ ORDERING INFORMATION

LAMINATE

TOPS/L1 LAMINATES CODES

Woodgrain

- ◆ Bourbon Cherry H
- ◆ Cognac COGN
- ◆ Harvest C
- ◆ Mahogany N
- ◆ Mocha MOCH
- ◆ Natural Maple D
- ◆ Pinnacle PINC
- ◆ Shaker Cherry F

Solid

- ◆ Black P
- ◆ Charcoal S
- ◆ Designer White LDW1
- ◆ Loft LOFT
- ◆ Whitestone K4

Patterned

- ◆ Sheer Mesh A5
- ◆ Silver Mesh B9
- ◆ Steel Mesh A9
- ◆ Canyon Zephyr K9
- ◆ Desert Zephyr K8
- ◆ Shadow Zephyr K1

TOPS/L2 LAMINATES CODES

Woodgrain

- ◆ Lowell Ash LLA1
- ◆ Natural Recon LNRI
- ◆ Phantom Ecu LPE1
- ◆ Portico Teak LPT1
- ◆ Skyline Walnut LSW1

PAINT

PAINT CODES

Textured

- ◆ Textured Silver PR8
- ◆ Black Mica Texture P6P

EDGEBAND

EDGEBAND* CODES

- ◆ Black P
- ◆ Bourbon Cherry H
- ◆ Charcoal S
- ◆ Cognac COGN
- ◆ Designer White DW
- ◆ Greige R
- ◆ Harvest C
- ◆ Loft LOFT
- ◆ Lowell Ash DL
- ◆ Mahogany N
- ◆ Mocha MOCH
- ◆ Muslin T
- ◆ Natural Maple D
- ◆ Natural Recon NR
- ◆ Phantom Ecu PE
- ◆ Pinnacle PINC
- ◆ Platinum K
- ◆ Portico Teak DP
- ◆ Shadow SHDW
- ◆ Shaker Cherry F
- ◆ Skyline Walnut SW

Recommended Edgeband Color Selection:

Laminate		Edgeband	
Bourbon Cherry	H	Bourbon Cherry	H
Cognac	COGN	Cognac	COGN
Harvest	C	Harvest	C
Mahogany	N	Mahogany	N
Mocha	MOCH	Mocha	MOCH
Natural Maple	D	Natural Maple	D
Pinnacle	PINC	Pinnacle	PINC
Shaker Cherry	F	Shaker Cherry	F
Black	P	Black	P
Charcoal	S	Charcoal	S
Designer White	LDW1	Designer White	DW
Whitestone	K4	Muslin	T
Sheer Mesh	A5	Muslin	T
Silver Mesh	B9	Loft	LOFT
Steel Mesh	A9	Charcoal	S
Canyon Zephyr	K9	Greige	R
Desert Zephyr	K8	Greige	R
Shadow Zephyr	K1	Loft	LOFT
Lowell Ash	LLA1	Lowell Ash	DL
Natural Recon	LNRI	Natural Recon	NR
Phantom Ecu	LPE1	Phantom Ecu	PE
Portico Teak	LPT1	Portico Teak	DP
Skyline Walnut	LSW1	Skyline Walnut	SW
Loft	LOFT	Loft	LOFT

* Edge detail color can be different from top color on laminate tops and tablets.

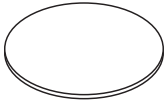
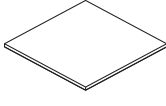
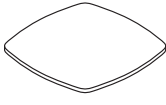
◆◆◆ For lead time information see page 22.

BETWEEN™ Table Tops

GSA SIN 711-11



Icon Legend on page 22

	DESCRIPTION	MODEL	SHIP WEIGHT	CUBE	LIST PRICE BY LAMINATE GRADE	
					L1	L2
	Round Table Tops					
	30"W Round Top	HBTRND30	31	2.9	\$308	\$323
	36"W Round Top	HBTRND36	44	4.0	\$336	\$352
	42"W Round Top	HBTRND42	57	5.4	\$399	\$419
	Square Table Tops					
	30"W Square Top	HBTSQR30	31	2.9	\$294	\$308
	36"W Square Top	HBTSQR36	44	4.1	\$321	\$337
	42"W Square Top	HBTSQR42	57	5.6	\$381	\$400
	Soft Square Table Tops					
	30"W Soft Square Top	HBTSFT30	31	2.9	\$308	\$323
	36"W Soft Square Top	HBTSFT36	44	4.0	\$336	\$352
	42"W Soft Square Top	HBTSFT42	57	5.4	\$399	\$419

NOTES:

- Pre-drilled holes for easy attachment.
- HPL laminate.
- Made of 1/8" particleboard.

TABLES

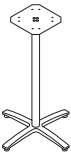
HOW TO SPECIFY

<p>Select Model Number</p> <p>HBTRND30</p>	<p>Select Grommet Option</p> <p>N No Grommet</p> <p>N</p>	<p>Select Laminate</p> <p>See page 661</p> <p>C</p>	<p>Select Edge Color</p> <p>See page 661</p> <p>C</p>
---	--	--	--



Icon Legend on page 22

BETWEEN™ Table Bases

	DESCRIPTION	MODEL	SHIP WEIGHT	CUBE	LIST PRICE
	X-Base				
	Seated Height X-base for Support of 30", 36" Tops	HBTTX30S	27	5.2	\$297
	Seated Height X-base for Support of 42" Tops	HBTTX30L	29	5.2	\$434
	Standing-Height X-base for Support of 30", 36" Tops	HBTTX42S	30	5.2	\$356
	Standing-Height X-base for 42" Tops	HBTTX42L	34	5.2	\$497

NOTES:


- Adjustable glides available on all feet.
- Bases require some assembly.
- Seated Height (30¾" to top of surface).
- Café Height (42¼" to top of surface).
- Glides will have ¾" of adjustment.

	Seated Height Disc Base	HBTTD30	24	3.3	\$384
---	--------------------------------	----------------	----	-----	--------------

OPEN MARKET

	Standing-Height Disc Base	HBTTD42	27	3.3	\$453
--	----------------------------------	----------------	----	-----	--------------

OPEN MARKET

	Counterweight Kit for Disc Base	HBTTCW	16	0.2	\$141
---	--	---------------	----	-----	--------------

ⓘ Required for use with 42" round and soft square tops. Optional for smaller top sizes.

OPEN MARKET

NOTES:

- Models available for seated and standing-heights.
- Seated Height (29" to top of surface).
- Café Height (42" to top of surface).
- Counterweight Kit can be used for added stability when Disc Base is used with 30" or 36" round or square top.
- Counterweight Kit required for Disc Base with 42" round top.
- Disc Base not for use with 42" square top.
- Bases require some assembly.

HOW TO SPECIFY

<p>Select Model Number</p> <p>HBTTX30S .</p>	<p>Select Paint Color</p> <p>PR8 Textured Silver P6P Black Mica Texture</p> <p>PR8</p>
---	---

TABLES

OPEN MARKET



Icon Legend on page 22

BETWEEN™ Rectangular Table Tops

	DESCRIPTION	MODEL	SHIP WEIGHT	CUBE	LIST PRICE
	Rectangular Table Tops				
	48"W x 24"D — COMING SOON	HMPTT2448	45	3.7	\$342
	60"W x 24"D — COMING SOON	HMPTT2460	57	4.5	\$379
	72"W x 24"D — COMING SOON	HMPTT2472	68	5.0	\$419
	48"W x 30"D — COMING SOON	HMPTT3048	57	4.4	\$357
	60"W x 30"D — COMING SOON	HMPTT3060	71	5.4	\$391
	72"W x 30"D — COMING SOON	HMPTT3072	85	6.0	\$446

HOW TO SPECIFY

<p>Select Model Number</p> <p>H M P T T 2 4 4 8</p>	<p>Select Grommet Option</p> <p>N No Grommet</p> <p>N</p>	<p>Select Laminate</p> <p>See page 661</p> <p>C</p>	<p>Select Edge Color</p> <p>See page 661</p> <p>C</p>
--	--	--	--

TABLES

OPEN MARKET



Icon Legend on page 22

BETWEEN™ Table Bases for Rectangular Tops

	DESCRIPTION	MODEL	SHIP WEIGHT	CUBE	LIST PRICE
	Fixed Leg — COMING SOON	HMPTBFX	27	6.3	\$260
	Nesting Base				
	For use with 48"W Rectangular Tops — COMING SOON	HMPTBNSS	18	6.3	\$300
	For use with 60"W and 72"W Rectangular Tops — COMING SOON	HMPTBNSL	19	6.3	\$320

NOTES:

- Tops and bases ship in separate cartons.

HOW TO SPECIFY

<p>Select Model Number</p> <p>H M P T B F X</p>	<p>Select Paint Color</p> <p>P Black S Charcoal P6N Silver</p> <p>P</p>
--	--



Icon Legend on page 22

BETWEEN™ Nesting Tables

	DESCRIPTION	MODEL	SHIP WEIGHT	CUBE	LIST PRICE
	Nesting Table				
	48"W x 24"D — COMING SOON	HMPT2448NS	69	8.9	\$578
	60"W x 24"D — COMING SOON	HMPT2460NS	81	10.7	\$629
	72"W x 24"D — COMING SOON	HMPT2472NS	92	12.4	\$665
	48"W x 30"D — COMING SOON	HMPT3048NS	81	10.9	\$591
	60"W x 30"D — COMING SOON	HMPT3060NS	95	13.1	\$640
	72"W x 30"D — COMING SOON	HMPT3072NS	109	15.0	\$689

NOTES:

- Top and base ship in one carton.
- Limited finishes available on single-carton tables.

TABLES

HOW TO SPECIFY

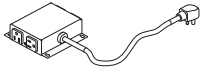
<p>Select Model Number</p> <p>H M P T 2 4 4 8 N S</p>	<p>Select Grommet Option</p> <p>N No Grommet</p> <p>N</p>	<p>Select Laminate/Edge</p> <p>B9LOFT Silver Mesh/Loft Edge FF Shaker Cherry/Shaker Cherry Edge PINCPINC Pinnacle/Pinnacle Edge</p> <p>B 9 L O F T</p>	<p>Select Base Paint</p> <p>P Black</p> <p>P</p>
---	--	---	---

BETWEEN™ Accessories

GSA SIN 711-2



Icon Legend on page 22



DESCRIPTION

Under Worksurface Power Module

NOTES: For additional information see page 820.

MODEL

HPWRMOD2

SHIP WEIGHT

1.5

CUBE

0.2

LIST PRICE

\$390

TABLES

HOW TO SPECIFY

Select
Model Number

HPWRMOD2