

INVITATION® 2110 SERIES



Invitation Guest Chairs
and Table Connectors.

INVITATION® 2110 SERIES

Invitation brings the comforts of home into the workplace. Enjoy the simple pleasure of welcoming guests in arm chairs with integrated tables. Invitation guest chairs coordinate with Invitation lounge seating to make any space more comfortable and cohesive. Arrange in rows, groups or any configuration to suit your space or needs. The practical design and long-lasting comfort adds up to a stylish Invitation.



FEATURES

- Contoured back rest on guest chairs delivers ergonomic comfort.
- Floating back design enables easy cleaning.
- Guest chairs can be ganged together to create straight rows.
- Molded polymer seat shell increases comfort and durability.
- Solid hardwood in one of eight attractive finishes.
- Warranted for users up to 250 lbs.

INVITATION® 2110 Series Options

MODEL OPTIONS

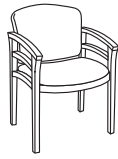
H2111



Guest Chair

Leg Base, Arms

H2112



Guest Chair

Leg Base, Double
Rail Arms

HON BRANDED FABRICS

GRADE 1

Attire
Centurion
Compass
Contourett Polyurethane
Dapper
Hamilton
Inertia
Optic

GRADE 2

Appoint Seating
Clyde
Dotty
Rush
Seed
Spin Seating
Whisper Vinyl

GRADE 3

In Season
Purl
Silvertex™ Vinyl

AVAILABLE FINISHES

Invitation® 2110 Series Seating is available in 8 wood finishes.

WOOD FINISHES

Bourbon Cherry (H)

Cognac (COGN)

Harvest (C)

Mahogany (N)

Mocha (MOCH)

Natural Maple (D)

Pinnacle (PINC)

Shaker Cherry (F)

For a complete list of fabrics, including partnership fabrics, go to hon.com/fabricsandfinishes.

Reference Fabric Color Combinations on pages 20-24 for color codes and legend on page 21 for lead times. COM yardage shown is for Pattern Cut only. Contact Customer Service for Railroaded yardage requirements. For additional HON to Supply COM fabric grade pricing, go to honready.hon.com and click on the HON to Supply COM link.

⚡ For Fire Code model, availability and ordering method, refer to pages 28-31. Available on select models, contact HON Customer Support for availability.

INVITATION® 2110 Series

GSA SIN 711-18



Icon Legend on page 17

H2111



GUEST CHAIR

Leg Base
Arms

DIMENSIONS

Depth:	22	Arm Width:	18 ⁷ / ₈
Width:	23 ¹ / ₂	Seat to Floor Height:	18 ¹ / ₂
Height:	33 ³ / ₈	Usable Seat Depth:	17
Seat Depth:	17	Ship Weight:	24
Seat Width:	20	Cube:	15.0
Back Width:	21	COM:	1.5
Back Height:	16	Weight Rating:	250 lbs.

FABRIC PRICE CODES

1	\$621	8	\$828
2	\$657	9	\$855
3	\$693	10	\$882
4	\$720	11	\$909
5	\$747	12	\$936
6	\$774	L	—
7	\$801		

H2112



GUEST CHAIR

Leg Base
Double Rail Arms

DIMENSIONS

Depth:	22	Arm Width:	18 ⁷ / ₈
Width:	23 ¹ / ₂	Seat to Floor Height:	18 ¹ / ₂
Height:	33 ³ / ₈	Usable Seat Depth:	17
Seat Depth:	17	Ship Weight:	28
Seat Width:	20	Cube:	15.0
Back Width:	21	COM:	1.5
Back Height:	16	Weight Rating:	250 lbs.

FABRIC PRICE CODES

1	\$682	8	\$889
2	\$718	9	\$916
3	\$754	10	\$943
4	\$781	11	\$970
5	\$808	12	\$997
6	\$835	L	—
7	\$862		

HON Recommendation: H2111.MOCH.CU__ - List Price \$621

HOW TO SPECIFY

<p>Select Model Number</p> <p>H 2 1 1 1 .</p>	<p>Select Finish</p> <p>See page 157</p> <p>M O C H .</p>	<p>Select Fabric</p> <p>See page 157</p> <p>C U 1 0 .</p>
--	--	--



Icon Legend on page 17

INVITATION® 2110 Series Connectors

H2141



CONNECTORS

for Model H2111
One connector per two chairs

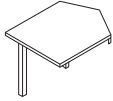
DIMENSIONS

Depth:	13 ⁵ / ₁₆	Ship Weight:	2.0 Ⓢ
Width:	4 ⁷ / ₈	Cube:	0.3
Height:	1	Weight Rating:	300 lbs.

LIST PRICE

\$59

H2142



CORNER TABLE CONNECTOR

for Model H2111

DIMENSIONS

Depth:	28	Ship Weight:	25.5 Ⓢ
Width:	28	Cube:	2.6
Height:	17 ¹ / ₄	Weight Rating:	300 lbs.

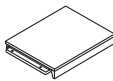
LIST PRICE

\$522



! Customer or dealer must attach leg to table.

H2143



STRAIGHT TABLE CONNECTOR

for Model H2111

DIMENSIONS

Depth:	17 ¹ / ₈	Ship Weight:	16.5 Ⓢ
Width:	21	Cube:	1.5
Height:	17 ¹ / ₄	Weight Rating:	300 lbs.

LIST PRICE

\$377

H2144



CONNECTORS

for Model H2112
One connector per two chairs

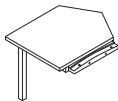
DIMENSIONS

Depth:	13 ⁵ / ₁₆	Ship Weight:	2.0 Ⓢ
Width:	4 ⁷ / ₈	Cube:	0.3
Height:	1 ⁵ / ₁₆	Weight Rating:	300 lbs.

LIST PRICE

\$59

H2145



CORNER TABLE CONNECTOR

for Model H2112

DIMENSIONS

Depth:	28	Ship Weight:	25.5 Ⓢ
Width:	28	Cube:	2.6
Height:	17 ¹ / ₄	Weight Rating:	300 lbs.

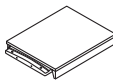
LIST PRICE

\$522



! Customer or dealer must attach leg to table.

H2146



STRAIGHT TABLE CONNECTOR

for Model H2112

DIMENSIONS

Depth:	17 ¹ / ₈	Ship Weight:	16.5 Ⓢ
Width:	21	Cube:	1.5
Height:	17 ¹ / ₄	Weight Rating:	300 lbs.

LIST PRICE

\$377

HOW TO SPECIFY

Select Model Number	Select Finish
	See page 157
H 2 1 4 1 .	H