

# HON

Preside®



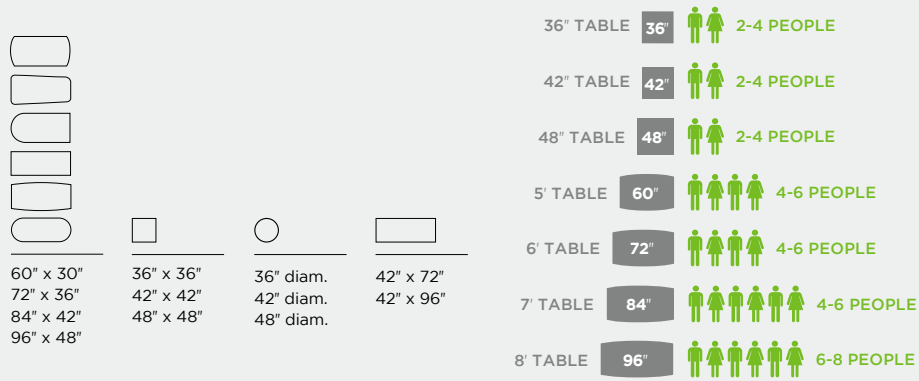
## SELECTION GUIDE

# TABLETOP SHAPES AND SIZES

When assessing which table top choices are right for you, consider both the size and type of space you'll be furnishing along with the number of people it will need to accommodate.

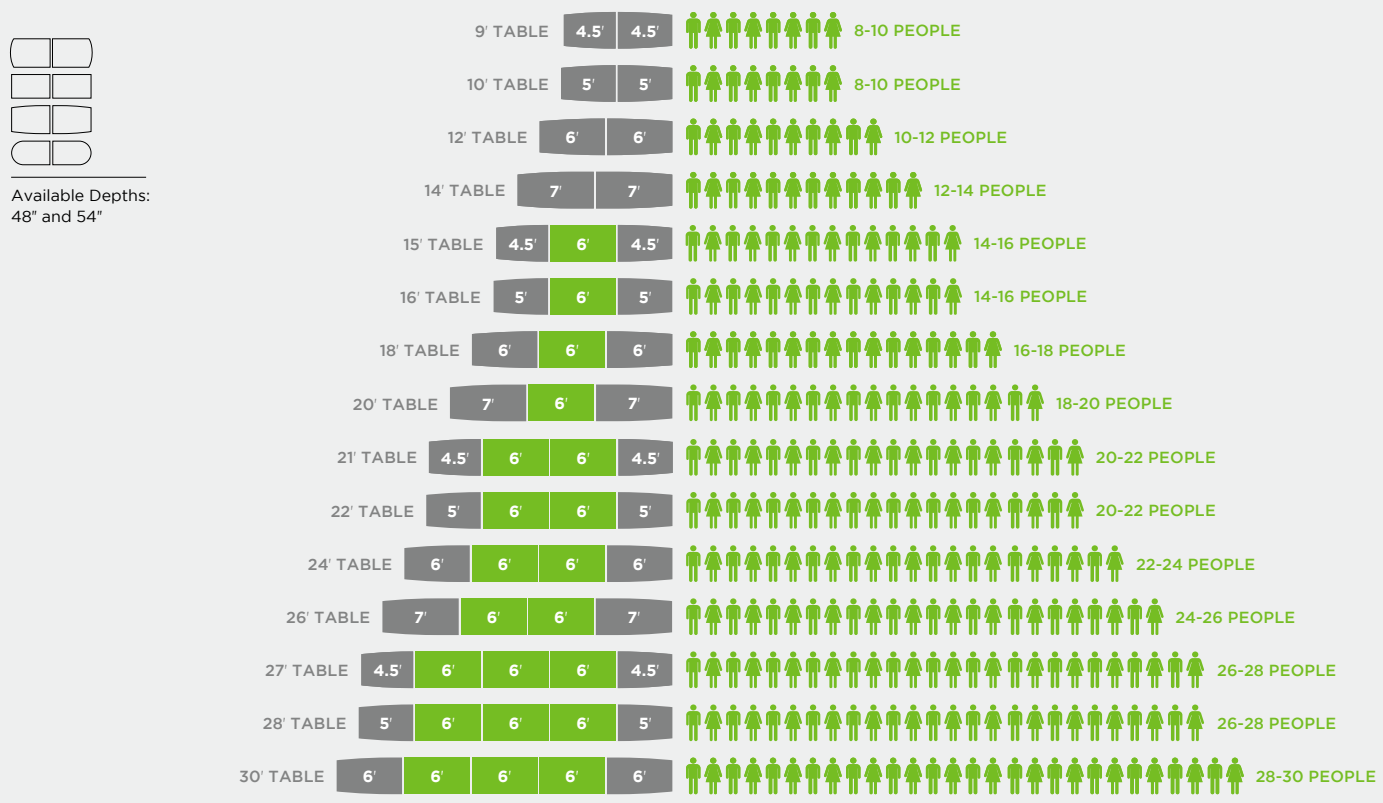
## SINGLE-PIECE TOPS

Rectangle, boat, racetrack, arc end, peninsula, soft wedge, square, round and collaborative shapes are available as single-piece tops.



## MODULAR TOPS

Modular tables are available in rectangle, boat, arc end or racetrack shapes, in lengths up to 30' and beyond to accommodate any number of people.



To specify length, consult your HON Pricer.

# MODULAR TABLE LENGTHS

Preside makes it incredibly easy to specify tables in whatever length you need. Go long, longer, or even longer with two-piece, three-piece, and infinitely extendable modular tops—all available in rectangle, boat, racetrack and arc end shapes. Collaborative tables can be placed side by side to extend your configurations as well.

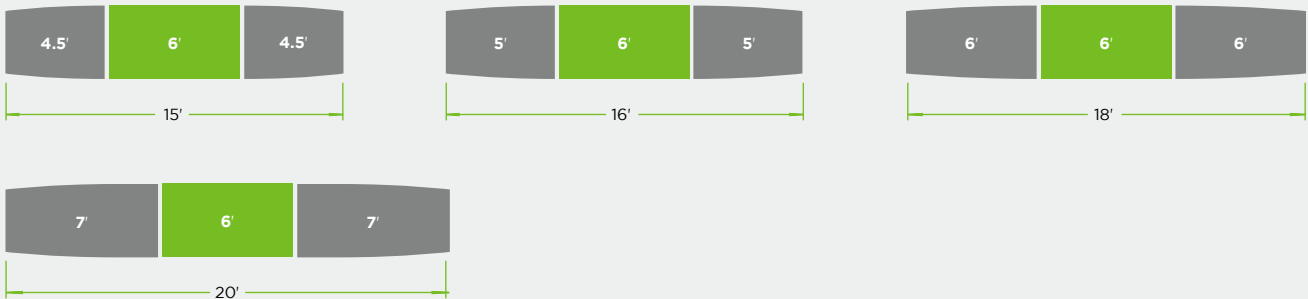
## GO LONG

\*Two-piece tops are available in 9', 10', 12', or 14' lengths.




## GO LONGER

\*Three-piece tops are available in 15', 16', 18', or 20' lengths.



## GO EVEN LONGER

\*In applications where a table that extends beyond 20' is needed, Preside modular tops allow you to create tables that go even longer, by specifying as many 6' adder sections as you need.



## MORE SPACE, MORE COLLABORATION

\*Collaborative tables are available in 6' and 8' lengths.




\*Tops will not have an exact grain alignment where the two halves meet.

# BASES, EDGES, AND HANDLES


## BASES

Preside table bases come in many shapes and styles, from slim and simple to substantial and elegant.

### BASES COMPATIBLE WITH 48"D AND 54"D RECTANGLE, BOAT, RACETRACK, ARC END, SOFT WEDGE, AND PENNINSULA TOPS



### BASES COMPATIBLE WITH 30"D AND 36"D RECTANGLE, BOAT, RACETRACK, ARC END, SOFT WEDGE, AND PENNINSULA TOPS



#### KEY FOR BASES

- Available in Laminate or Veneer
- ☒ Available with Paint
- Available in Veneer Only

### BASES COMPATIBLE WITH 36", 42", AND 48" ROUND OR SQUARE TOPS




For number of bases required for each top size, see your HON pricer.

## EDGE PROFILES

Edge profiles add a finishing touch to an environment. Your choices of edge profiles are shown here, along with the HON products they complement.

#### KEY FOR EDGES

- L Laminate
- V Veneer



## HANDLES

If you've selected a Preside lectern or hospitality credenza, you can specify handles that match specific HON desk lines.



# FINISH LIBRARY


Preside gives you a rich and varied palette of finish options from which to choose. Its broad range of laminate, veneer, edge, and paint color options allows you to create a fresh aesthetic or complement an existing one.

## CORE LAMINATE OPTIONS


(for tabletops, bases, and supporting products)



**D** Natural Maple    **C** Harvest    **H** Bourbon Cherry    **F** Shaker Cherry



**N** Mahogany    **C** Cognac    **M** Mocha    **P** Pinnacle



**P** Black    **S** Charcoal    **Q** Light Gray    **WHIT** Brilliant White

## ADDITIONAL LAMINATE OPTIONS


(for tabletops and credenza tops)



**A5** Sheer Mesh    **A8** Taupe Mesh    **A9** Steel Mesh    **B9** Silver Mesh



**K9** Canyon Zephyr    **K8** Desert Zephyr    **K1** Shadow Zephyr    **G1** White



**G2** Gray    **K4** Whitestone    **L6** Gray Tigris

## ADDITIONAL LAMINATE OPTIONS

(for tabletops, bases, and supporting products)



**LLAT1** Lowell Ash    **LNRI** Natural Recon    **LPE1** Phantom Ecru    **LPT1** Portico Teak




**LSW1** Skyline Walnut

## VENEER OPTIONS

(for tabletops, bases, edges, and supporting products)



**D** Natural Maple    **C** Harvest    **H** Bourbon Cherry    **F** Shaker Cherry



**N** Mahogany    **M** Mocha    **C** Cognac    **P** Pinnacle

## LAMINATE EDGE OPTIONS

(for Flat, Drop, Knife, Tri-Oval, Ribbon on laminate tops)



**D** Natural Maple    **C** Harvest    **H** Bourbon Cherry    **F** Shaker Cherry



**N** Mahogany    **C** Cognac    **M** Mocha    **P** Pinnacle

## METAL BASE OPTIONS

(paint)



**WHIT** Brilliant White    **T4** Champagne Metallic    **T1** Platinum Metallic    **S** Charcoal



**P** Black

## BASE END CAP OPTIONS—WOODGRAIN

(available on Hollow Panel bases)




**D** Natural Maple    **C** Harvest    **H** Bourbon Cherry    **F** Shaker Cherry



**N** Mahogany    **C** Cognac    **M** Mocha    **P** Pinnacle

## ADDITIONAL EDGE OPTIONS

(for Flat, Drop, Knife, T-mold on laminate tops)



**WHIT** Brilliant White    **Q** Light Gray    **T** Muslin    **LOFT** Loft




**R** Greige    **S** Charcoal    **P** Black    **K** Platinum

## ADDITIONAL EDGE OPTIONS

(for tabletops, bases, and supporting products)



**DL** Lowell Ash    **NR** Natural Recon    **PE** Phantom Ecru    **DP** Portico Teak



**SW** Skyline Walnut

## BASE END CAP OPTIONS—SOLID

(available on Hollow Panel bases)



**WHIT** Brilliant White    **T4** Champagne Metallic    **T1** Platinum Metallic    **S** Charcoal



**P** Black    **Q** Light Gray

# POWER AND DATA

Not only does Preside help create spaces that connect people to one another, but it also helps people connect with the technology they need to be productive in today's workplace.



**TECH AT YOUR FINGERTIPS**  
Extron plates fit into existing Flip-top ports and allows users to swap out technology such as DP, HDMI, USB and VGA as their needs change, essentially future-proofing their data.



**FLIP-TOP PORT**  
Flip-top ports with 4, 5 or 6 outlets can be added to any Preside worksurface to provide easy access to power and data, including power and HDMI outlets, USB and data ports, and other audio/visual support.



**SUPPORT BEAM/WIRE TROUGH**  
On select Preside table bases, power and data cabling can be channeled and fully concealed in troughs that provide easy access below the tabletop.



**4-TRAC ELECTRICAL SOLUTION**  
Distributes power along the entire length of a tabletop. Accommodates up to 26 duplex receptacles per two-circuit infeed.

## WIRE ROUTING

Power and data can be routed through select bases. Bases with removable doors provide easy access to concealed cabling and technology, such as wireless internet routers.

### BASES WITH WIRE ROUTING



CUBE



HOLLOW PANEL



ALUMINUM T-LEG



CYLINDER



CUBE STAND-  
ING HEIGHT



ALUMINUM X-LEG



STANDING HEIGHT  
ALUMINUM X-LEG

#### KEY FOR BASES

- Available in Laminate or Veneer
- ▣ Available with Paint
- Available in Veneer Only

# SUPPORTING PRODUCTS

Beyond its table offering, the Preside conference series includes products that augment and complement highly collaborative settings.



## LECTERN

The flexible, mobile lectern includes a shelf (perfect for a laptop) that slides left or right, a surface that can be flat or angled, and a removable top section. Available with or without a door.



## PRESENTATION CABINET

Handsome doors enclose this cabinet, providing a professional appearance and, at the end of the day, keeping what's been shared out of sight and private. Display area is magnetic.



## HOSPITALITY CREDENZA

Efficiency and versatility summarize the Preside Hospitality Credenza, with space to house a mini fridge, optional integrated trash bin, and the worksurface area to serve refreshments.



## BUFFET CREDENZA

For a room with a smaller footprint, the Buffet Credenza is ideal. With all the features of the Hospitality model, this credenza still accommodates all the accessory options including the mini-refrigerator.



## MIX AND MATCH MODULAR

Preside modular storage allows you to "build your own" credenza by mixing and matching the three modular models to get exactly what you need. For a finished look, add a laminate top and back.



## HOSPITALITY SHELF

This optional glass shelf can remain on the hospitality credenza or be moved to a table for ready access.



## CREDENZA WASTE BIN

This trash bin can be attached to the Preside credenza to help maintain a clean environment.



# HON®

The HON Company  
200 Oak Street, Muscatine, IA 52761  
800.833.3964 | hon.com

© 2017 The HON Company. Form No. H518 (10/17)  
To view the registered and unregistered trademarks  
owned and used by The HON Company, visit  
hon.com/protected-marks. Models, upholstery and  
finishes are subject to change without notice.

## CONSIDER IT DONE

Preside addresses your need to get more out of the collaborative spaces in your workplace. And with a simplified selection process, specifying and ordering the right tables and other components for your space is quick and easy.

For more information, visit [hon.com/preside](http://hon.com/preside)

MADE IN THE  
**USA** 

